

ICAR-ATARI, Pune
DETAILS OF ACTION PLAN OF KVKs DURING 2019-2020
(1st April 2019 to 31st March 2020)

1. GENERAL INFORMATION ABOUT THE KVK

1.1. Name and address of KVK with phone, fax and e-mail

Address with PIN code	Telephone		E mail	Website address & No. of visitors (hits)
Krishi Vigyan Kendra, Junagadh Agricultural University Nana-Kandhasar- 363 520 Dist: Surendranagar	Office (02751) 294120	FAX 02751 280121	surendranagar.kvk@gmail.com	Nil

1.2. Name and address of host organization with phone, fax and e-mail

Address	Telephone		E mail	Website address
	Office	FAX		
Junagadh Agricultural University, Junagadh – 360 002	0285- 2672080-90	0285- 2672653	dee@jau.in	-

1.3. Name of the Senior Scientist and Head with phone & mobile no.

Name	Telephone / Contact		
	Office	Mobile	Email
Mr. M.F. Bhoraniya	--	09428297863	surendranagar.kvk@gmail.com

1.4. Year of sanction: October, 2005

1.4. Staff Position (as on 31st March, 2019)

Sl. No.	Sanctioned post	If Permanent, Please indicate					If Temporary, pl. indicate the consolidated amount paid (Rs./month)
		Name of the incumbent	Discipline	Current Pay Band	Current Grade Pay	Date of joining	
1.	Senior Scientist and Head	-	-	-	-	-	-
2.	Subject Matter Specialist	Mr. M. F. Bhoraniya	Plant Protection	15600-39100	6000/-	18-09-2012	-
3.	Subject Matter Specialist	Dr. B. C. Bochalya	Extension Education	15600-39100	7000/-	23-08-2006	-
4.	Subject Matter Specialist	Dr. R. P. Kalma	Animal Science	15600-39100	6000/-	19-12-2016	-
5.	Subject Matter Specialist	Mr. D. A. Patel	Horticulture	15600-39100	6000/-	20-01-2017	-
6.	Subject Matter Specialist	-	Agronomy	-	-	-	-
7.	Subject Matter Specialist	-	Home Science	-	-	-	-
8.	Programme Assistant	Mr. A. K. Vala	B. Sc. (Agri)	38090 Fix	-	10-08-2018	-
9.	Computer Programmer	Mr. P. T. Patel	Computer Science	39300-126600	-	30-12-2008	-
10.	Farm Manager	Mr. M. N. Patel	B. Sc. (Agri)	38090 Fix	-	27-07-2018	-
11.	Accountant/Superintendent	Mr. R. P. Vagadiya	O.S. cum Accountant	39300-126600	-	01-12-2011	-
12.	Stenographer	Mr. S. H. Shukla	Junior Steno	25500-81100	-	19-11-2013	-
13.	Driver 1	-	-	-	-	-	-
14.	Driver 2	-	-	-	-	-	-
15.	Supporting staff 1	Mr. A. M. Dhadvi	Peon	15700-50000	-	01-10-2015	-
16.	Supporting staff 2	-	-	-	-	-	-

1.6. Total land with KVK (in ha):

Sr. No.	Item	Area (ha)
1	Under Buildings	03.56
2.	Under Demonstration Units	00.34
3.	Under Crops	17.56
4.	Horticulture	02.96
5.	Pond	00.23
6.	Under Road	01.70
	Total	26.35

1.7. Infrastructural Development:**A. Buildings**

Sr. No.	Name of building	Source of funding	Stage					
			Complete			Incomplete		
			Completion Year	Plinth area (Sq.m)	Expenditure (Rs.)	Starting year	Plinth area (Sq.m)	Status of construction
1.	Administrative Building	ICAR	23/7/09	595	30,20,600	-	-	-
2.	Farmers Hostel			296	20,74,700	-	-	-
3.	Staff Quarters (6)			--	30,55,000	-	-	-
4.	Demonstration Units (2)			78	6,16,000	-	-	-
5.	Fencing	RKVY	1/4/10	77	3,00,000	-	-	-
6.	Rain Water harvesting system			191	13,94,500	-	-	-
7.	Threshing floor			198	15,72,000	-	-	-
8.	Farm godown			71	5,00,000	-	-	-
9.	ICT lab	-	-	-	-	-	-	-
10.	Other	-	-	-	-	-	-	-

B. Vehicles

Type of vehicle	Year of purchase	Cost (Rs.)	Total kms. Run	Present status
Jeep (Bolero)	2006-07	4,96,000	374000	Working but requires costly repairs
Splendor Bike	2010-11	42,980	53000	Working

C. Equipments & AV aids

Name of the equipment / Implements	Year of purchase	Cost (Rs.)	Present status
Computer	2006-07	49968	Working Cond.
Copier Machine	2006-07	49816	Working Cond.
Automatic Seed Drill	2006-07	31500	Working Cond.
Tractor mounted Sprayer (200ltr)	2007-08	43000	Working Cond.
Shredder	2007-08	43000	Working Cond.
Dibbler	2007-08	900	Working Cond.
Cotton stock puller	2007-08	1200	Working Cond.
Digital copier with network	2008-09	115300	Working Cond.
Rain gun	2007-08	19800	Working Cond.
LCD projector	2008-09	89985	Working Cond.
Rotavator	2008-09	96000	Working Cond.
Laptop	2008-09	47500	Working Cond.
Harrow cum cultivator (2)	2008-09	75000	Working Cond.
Groundnut Decorticator	2008-09	96530	Working Cond.
Mobile seed processing unit	2008-09	1685000	-
Thresher	2008-09	114000	Working Cond.
Zero till drill	2008-09	66700	Working Cond.
Air assisted blower type sprayer	2008-09	98750	Working Cond.
Digital Camera	2008-09	23600	Not working
Plasma TV	2008-09	73750	Working Cond.
Power Tiller	2010-11	1,15000	Working Cond.
Mini Tractor (Mahindra)	2011-12	1,98,000	Working Cond.
Trinocular Microscope	2012-13	2,90,000	Working Cond.
B.O.D. Incubator	2012-13	1,14,000	Working Cond.
Laminar Air Flow	2012-13	1,99,000	Working Cond.
Batch top centrifuge	2012-13	46,524	Working Cond.
Electronic Balance	2012-13	19,905	Working Cond.
TDS meter	2012-13	6,333	Working Cond.
Temp & humidity indicator & controller	2012-13	33,071	Working Cond.
Digital Hot Air Oven	2012-13	46,333	Working Cond.
Deep Fridge	2012-13	47,571	Working Cond.
Computer -2	2012-13	72,618	Working Cond.
Vertical Autoclave	2012-13	27,900	Working Cond.
Computer-3	2016-17	34115	Working Cond.
Kyan	2016-17	130000	Working Cond.
Copier Machine	2016-17	144391	Working Cond.
RO System	2016-17	79900	Working Cond.
20 HP/10 STG Pump Set Falcon	2017-18	71750	Working Cond.

1.8. Details of SAC meetings to be conducted in the year

The 14th(fourteenth) Scientific Advisory Committee Meeting of Krishi Vigyan Kendra, JAU, Surendranagar was held at seminar hall of KVK, Nana Kandhasar (Surendranagar) on 6th December, 2018. Following members were remained present in the meeting.

Sr. No.	Name & Designation	Position
1.	Dr. V. P. Chovatia Director of Research, JAU, Junagadh	Chairman
2.	Dr. Lakhan Singh Director ATARI Zone-VIII, Pune (Maharashtra)	Member
3.	Dr. P. V. Patel Director of Extension Education, JAU, Junagadh	Member
4.	Shri H. D. Vadi District Agriculture Officer, Surendranagar	Member
5.	Shri H. B. Parmar Horticulture Officer, Dept. of Hort. (Representative of Dy. Director, Horticulture)	Member
6.	Dr. Bakarali Akabarali Rabdi Veterinary Officer, Chotila, Surendranagar (Representative of Dy. Director, Animal Husbandry)	Member
7.	Shri Yogendrasigh M. Barad Assistant Director of Agriculture, (Representative of Deputy Director of Agriculture (Ext.) and Project Director (ATMA))	Member
8.	Shri K. S. Bhuva DPD, ATMA, (Representative of Project Director (ATMA), Surendranagar	Member
9.	Shri. Punabhai Laljibhai Chauhan Progressive Farmer, Village : Karmad, Taluka : Chuda, Dist. : Surendranagar	Member
10.	Shri Khodabhai J. Sabhani Progressive Dairy Farmer, Village : Vakhatpar, Taluka : Sayla, Dist. : Surendranagar	Member
11.	Smt. Jashuben D. Meniya Village: Navagam, Taluka : Sayla, Dist. : Surendranagar	Farm women Member
12.	Smt. Chahun Minaben Sunilbhai Village: Nani Moldi, Taluka: Chotila, Dist. : Surendranagar	Farm women Member
13.	Shri Mohbatbhai Amarsangbhai Kathiya Progressive Farmer, Village: Ramdevgad, Taluka: Chuda, Dist. : Surendranagar	Special invitee
14.	Shri Khumansang Valajibhai Solanki Progressive Farmer, Village: Ramdevgad, Taluka: Chuda, Dist. : Surendranagar	Special invitee
15.	Shri Hamirsinh Parmar Progressive Farmer, Village : Gautamgad, Taluka : Muli, Dist. : Surendranagar	Invitee Farmer
16.	Mr. M. F. Bhoraniya Scientist- Plant Protection & (I/c) Sr. Scientist and Head, KVK, JAU, Surendranagar	Member-Secretary

17.	Dr. B. C. Bochalya Scientist - Extension Education, KVK, JAU, Surendranagar	Participant
18.	Dr. R. P. Kalma Scientist - Animal Science, KVK, JAU, Surendranagar	Participant
19.	Shri D. A. Patel Scientist - Horticulture, KVK, JAU, Surendranagar	Participant
20.	Dr. H. C. Chhodvadia Associate Extension Educationist, JAU, Junagadh	Participant
21.	Dr. A. M. Polara Assistant Extension Educationist, JAU, Junagadh	Participant

The meeting was chaired by Dr. V. P. Chovatia, Director of Research, JAU, Junagadh and Chairman of SAC meeting and Dr. Lakhan Singh, Director ATARI Zone-VIII, Pune (Maharashtra) was remained present in SAC meeting. Dr. P. V. Patel, Director of Extension Education, JAU, Junagadh welcomed Hon'ble Chairman and all the members of the Scientific Advisory Committee.

Mr. M. F. Bhoraniya, (I/c) Senior Scientist and Head, KVK, JAU, Surendranagar presented action taken report on suggestions made during 13th SAC meeting and summerized progress report of KVK, Surendranagar for the period of April, 2018 to November, 2018 & action plan for the period of April-2019 to March- 2020. Detailed discipline wise progress reports for the period of April-2018 to November-2018 & action plan for the period of April-2019 to March-2020 were presented by Dr. B. C. Bochalya (Agronomy and Extension Education), Mr. M.F.Bhoraniya (Plant Protection), Mr. D. A. Patel (Horticulture) and Dr. R. P. Kalma (Animal Husbandry & Home Science) Scientist, KVK, JAU, Surendranagar. House approved the same with some suggestions.

Dr. V. P. Chovatia, Director of Research, JAU, Junagadh and Chairman of SAC meeting and Dr. Lakhan Singh, Director ATARI Zone-VIII, Pune (Maharashtra) gave the presidential speech and made valuable suggestions. Dr. V. P. Chovatia, Director of Research, JAU, Junagadh emphasized on promoting and popularizing organic farming in the Surendranagar district through training and the house discussed advantages and disadvantages of organic crop growers.

During discussion, Chairman and members of SAC made some suggestions for strengthening activities for improving KVK performance.

COMMITTEE MADE THE FOLLOWING SUGGESTIONS AFTER ACTIVE INTERACTION

- The organic farming should be popularized in Surendranagar district through training and other extension activities.
- Number of training programmes (On and Off campus one days or need based duration) should be increased in a calendar year, so more information about new technologies can be provided to the farmers, farm woman and youth.
- The training on value addition in horticulture should be organized.
- The detail information should be given about disease, pest, location specific problems during diagnostic visit with state department or by KVK team.
- Clarify the reason for OFT taken.
- Specify the need based inputs for the FLDs.
- Photographs should be clear and visible during the presentation of the reports.
- Remaining trainings on Home Science should be organized in the month of January and February with the help of nearest KVK Home Science experts or local experts.
- During horticultural trainings, training material should be made available to the participants.
- The demonstration on nutrition gardening according to season should be made throughout the year, so that farmers and other visitors can get information.
- The boards displaying cluster FLDs should be permanent instead of showing hand holds by the farmers.
- The training on kitchen gardening and nutritional security should be organized.
- The crop cafeteria should be maintained according the season at KVK.
- In FLDs of animal science result of milk yield per day should be shown.
- During the diagnostic visit of animal science the place and disease of the animal should be specified.
- In Home Science training entitled “Hand stitching and embroidery for income generation” decrease the time duration and reschedule it according to need based.

The meeting was ended with suggestion by Dr. Lakhan Singh, Director ATARI- Pune, gave the speech and stressed on proper follow of extension procedure and also emphasized to ensure optimum use of ICT among the clientele farmers. He appreciated about progress made by KVK. Dr. P. V. Patel, Director of Extension Education, JAU, Junagadh emphasized on secondary agricultural activities especially on value addition so the farmers can get higher income and also said that Intergrated farming is the need of hours, so the farmers may sustain their income in adverse weather conditions. He complemented KVK team for better performance and said that KVK, Surendranagar is doing very good work and it should be continued for betterment of farming community. Vote of thanks was extended by Dr. B. C. Bochalya, Scientist, KVK, JAU, Surendranagar.


2. DETAILS OF DISTRICT

2.1. Major farming systems/enterprises (based on the analysis made by the KVK)

Farming system/enterprise
<p>The district Surendranagar mainly falls in north Saurashtra agro-climatic zone. The district located in India at 22.30° to 23.45° North latitude and 71.00° to 72.15° East longitude. Surendranagar district is bounded in north by Gulf of Kutch and Mehasana district, in the south by Bhavnagar and part of Ahmedabad district, on the east by part of Ahmedabad and west by Rajkot district. The average annual rainfall is 585 mm. The average temperature of the district ranges with 41°C maximum to 11°C minimum. The soil is mostly medium black, shallow to moderately deep and calcareous in nature, therefore cotton is the major crop of the district. Some patches of saline soil found in Dasada and Lakhtar talukas, calcareous sandy soil found in some part of Chotila, Sayla, Thangadh & Dhrangdhra taluka and loamy soil is found in some part of Dhrangdhra taluka. The pH of the soil is alkaline and underground water is non saline in nature.</p> <p>The district covers 10.45 lakh ha geographical area out of which 6.49 lakh ha under cultivation, of which only 0.62 lakh ha is irrigated. Major area comes under rainfed farming. The main sources of irrigation are wells, tube wells, ponds and canals. The major crops of this region are cotton, sesame & pearl millet and others are sorghum, wheat, chick pea, groundnut, mustard, cumin, green gram, black gram, onion, garlic and vegetables. The fruit orchard area is very less.</p>

2.2. Description of Agro-climatic Zone & major agro ecological situations (based on soil and topography)

a. Soil type:

Agro-climatic Zone	Characteristics																																	
<p>PROFILE OF THE NORTH SAURASHTRA AGRO - CLIMATIC ZONE VI - GUJARAT</p>  <p style="text-align: center;">■ NORTH SAURASHTRA AGRO - CLIMATIC ZONE</p>																																		
<p>1. Total geographical area : 35.02 lakh ha.</p> <p>2. Area under forest : 1.47 lakh ha.</p> <p>3. Area under non agricultural use : 2.10 lakh ha.</p> <p>4. Barren and uncultivated land : 2.52 lakh ha.</p> <p>5. Permanent pasture : 2.45 lakh ha.</p> <p>6. Current fallows : 1.70 lakh ha.</p> <p>7. Net sown area : 22.17 lakh ha.</p> <p>8. Total cropped area : 25.77 lakh ha.</p> <p>9. Area sown more than one : 3.61 lakh ha.</p> <p>10. Climate : Arid and semi arid</p> <p>11. Average rainfall : 542.14 mm</p> <p>12. Soil type : Black to brown & Shallow to moderately deep soil</p>																																		
<p>13. Cropping pattern :</p> <table border="0" style="width: 100%;"> <tr> <td style="width: 30%;"></td> <td style="width: 30%; text-align: center;">Area (lakh ha.)</td> <td style="width: 30%;"></td> </tr> <tr> <td>Kharif cereals</td> <td style="text-align: center;">5.58</td> <td></td> </tr> <tr> <td>Kharif pulses</td> <td style="text-align: center;">0.23</td> <td></td> </tr> <tr> <td>Kharif oil seeds</td> <td style="text-align: center;">12.14</td> <td></td> </tr> <tr> <td>Cash crops</td> <td style="text-align: center;">4.00</td> <td></td> </tr> <tr> <td>Rabi cereals</td> <td style="text-align: center;">1.57</td> <td></td> </tr> <tr> <td>Rabi pulses</td> <td style="text-align: center;">0.56</td> <td></td> </tr> <tr> <td>Others</td> <td style="text-align: center;">1.69</td> <td></td> </tr> </table>			Area (lakh ha.)		Kharif cereals	5.58		Kharif pulses	0.23		Kharif oil seeds	12.14		Cash crops	4.00		Rabi cereals	1.57		Rabi pulses	0.56		Others	1.69										
	Area (lakh ha.)																																	
Kharif cereals	5.58																																	
Kharif pulses	0.23																																	
Kharif oil seeds	12.14																																	
Cash crops	4.00																																	
Rabi cereals	1.57																																	
Rabi pulses	0.56																																	
Others	1.69																																	
<p>14. Major cropped area (%)</p> <table border="0" style="width: 100%;"> <tr> <td style="width: 30%;">a) Kharif</td> <td style="width: 30%;"></td> <td style="width: 30%;"></td> </tr> <tr> <td>Groundnut</td> <td style="text-align: center;">40</td> <td></td> </tr> <tr> <td>Cotton</td> <td style="text-align: center;">15</td> <td></td> </tr> <tr> <td>Pearlmillet</td> <td style="text-align: center;">12</td> <td></td> </tr> <tr> <td>Sorghum</td> <td style="text-align: center;">10</td> <td></td> </tr> <tr> <td>Sesamum</td> <td style="text-align: center;">3</td> <td></td> </tr> <tr> <td>Others</td> <td style="text-align: center;">20</td> <td></td> </tr> <tr> <td>b) Rabi</td> <td></td> <td></td> </tr> <tr> <td>Wheat</td> <td style="text-align: center;">5</td> <td></td> </tr> <tr> <td>Chickpea</td> <td style="text-align: center;">2</td> <td></td> </tr> <tr> <td>Cumin</td> <td style="text-align: center;">3</td> <td></td> </tr> </table>		a) Kharif			Groundnut	40		Cotton	15		Pearlmillet	12		Sorghum	10		Sesamum	3		Others	20		b) Rabi			Wheat	5		Chickpea	2		Cumin	3	
a) Kharif																																		
Groundnut	40																																	
Cotton	15																																	
Pearlmillet	12																																	
Sorghum	10																																	
Sesamum	3																																	
Others	20																																	
b) Rabi																																		
Wheat	5																																	
Chickpea	2																																	
Cumin	3																																	
<p>15. Crop sequence:</p> <table border="0" style="width: 100%;"> <tr> <td style="width: 30%;">Crop</td> <td style="width: 30%;"></td> <td style="width: 30%;"></td> </tr> <tr> <td>Groundnut -</td> <td></td> <td>Groundnut -</td> </tr> <tr> <td>Groundnut - Wheat</td> <td></td> <td>Groundnut - Mustard</td> </tr> <tr> <td>Groundnut - Mustard</td> <td></td> <td>Groundnut - Cumin</td> </tr> <tr> <td>Groundnut - Chickpea</td> <td></td> <td>Groundnut - Green gram</td> </tr> <tr> <td>Pearl millet - Groundnut</td> <td></td> <td>Pearl millet - Cumin</td> </tr> <tr> <td>Pearl millet - Green gram</td> <td></td> <td>Pearl millet - Mustard</td> </tr> <tr> <td>Pearl millet - Cumin</td> <td></td> <td>Pearl millet - Garlic</td> </tr> <tr> <td>Pearl millet - Mustard</td> <td></td> <td>Cotton -</td> </tr> <tr> <td>Cotton -</td> <td></td> <td>Cotton - Groundnut</td> </tr> <tr> <td>Cotton - Groundnut</td> <td></td> <td>Cotton - Sorghum</td> </tr> </table>		Crop			Groundnut -		Groundnut -	Groundnut - Wheat		Groundnut - Mustard	Groundnut - Mustard		Groundnut - Cumin	Groundnut - Chickpea		Groundnut - Green gram	Pearl millet - Groundnut		Pearl millet - Cumin	Pearl millet - Green gram		Pearl millet - Mustard	Pearl millet - Cumin		Pearl millet - Garlic	Pearl millet - Mustard		Cotton -	Cotton -		Cotton - Groundnut	Cotton - Groundnut		Cotton - Sorghum
Crop																																		
Groundnut -		Groundnut -																																
Groundnut - Wheat		Groundnut - Mustard																																
Groundnut - Mustard		Groundnut - Cumin																																
Groundnut - Chickpea		Groundnut - Green gram																																
Pearl millet - Groundnut		Pearl millet - Cumin																																
Pearl millet - Green gram		Pearl millet - Mustard																																
Pearl millet - Cumin		Pearl millet - Garlic																																
Pearl millet - Mustard		Cotton -																																
Cotton -		Cotton - Groundnut																																
Cotton - Groundnut		Cotton - Sorghum																																

b) Topography

Sr. No.	Agro ecological situation	Characteristics
North Saurashtra agro-climatic zone-VI, Gujarat		
<p>Eight agro-climatic zones have been identified in Gujarat. The North Saurashtra Agro climatic Zone-VI falls in Saurashtra region. The influence area of North Saurashtra Agro climatic Zone is spread among five districts of Saurashtra region viz., Amreli (9 talukas out of 11), Bhavnagar (6 talukas out of 10), Jamnagar (all the 6 talukas), Rajkot (11 talukas out of 11), Morbi (all the 5 talukas) and Surendranagar (7 talukas out of 10) covering 44 talukas in all. It is bounded in the north by the gulf of Kutch and parts of Rajkot as well as Surendranagar district, in the east by the Ahmadabad district and coastal part of Bhavnagar district, on the south by the Junagadh district and parts of Amreli as well as Rajkot district, to the west by Arabian sea. The farming situation of the district Surendranagar is rainfed.</p>		

2.3. Soil Types

S. No	Soil type	Characteristics	Area in ha
1	Medium black	Wadhwan & Muli	-
2	Saline & Alkaline soils	Dasada & Lakhtar	-
3	Shallow calcareous sandy soil	Dhranghadhra	-
4	Red Loamy soil	Dhanghdhra	-
5	Low land soils	Limbdi, Lakhtar	-
6	Calcareous Sandy soil	Chotila, Thangadh, Sayla	-

2.4. Area, Production and Productivity of major crops cultivated in the district (2015-16)

Sr. No	Crop	Area (ha)	Production (MT)	District Productivity (Qtl/ha)	State Productivity (Qtl/ha)
1	Cotton (Irrigated)	206986	864812 (Lint)	7.10 (Lint)	5.29 (Lint)
2	Cotton (<i>Rainfed</i>)	164027	420171	4.34	3.44
3	Sesame	18265	4765	2.61	3.62
4	Groundnut	8690	23226	26.73	14.28
5	Wheat	29815	93094	31.22	27.42
6	Cumin	84590	63087	7.46	6.92
7	Funnel	16625	24992	15.03	15.03
8	Bajara	7181	13553	18.87	16.23
9	Gram	11019	9874	8.96	8.86
10	Green gram	1557	1001	6.43	5.05
11	Guar Seed	10831	6697	6.18	6.11

Source: District agriculture department.

2.5. Weather data (2018-19)

Sr. No.	Date	Rainfall (mm)
1	03-07-2018	01.0
2	10-07-2018	01.0
3	11-07-2018	02.4
4	13-07-2018	09.2
5	14-07-2018	17.0
6	18-08-2018	06.0
7	15-07-2018	12.0
8	16-07-2018	200.0
9	19-07-2018	04.4
10	21-07-2018	11.3
11	17-08-2018	89.0
Total rainy days: 8		353.3

2.6. Production and productivity of livestock, Poultry, Fisheries etc. in the district

Category	Population	Production	Productivity
Cattle			
<i>Crossbred</i>	201	16,55,20,681 lit	-
<i>Indigenous</i>	2,93,557	-	-
Buffalo	2,02,939	-	-
Sheep			
<i>Crossbred</i>	-	-	-
<i>Indigenous</i>	1,00,589	-	-
Goats	1,79,648	-	-
Pigs	22,948	-	-
<i>Crossbred</i>	-	-	-
<i>Indigenous</i>	-	-	-
Rabbits	-	-	-
Poultry-			
Hens	-	-	-
<i>Desi</i>	-	-	-
Category		Production (Qt.)	Productivity
Fish (Reservoir)	-	-	-

2.7. Details of Operational area / Villages

Taluka	Name of the block	Name of the village	Major crops & enterprises	Major problem identified	Identified Thrust Areas
Chotila	Chotila	Lakhchokiya	Cotton, Bajra, Sesame, Pulses, Diary Farming,	Uncertain and scattered rainfall, pink bollworm in cotton, Reddening in cotton, Wild animals, Lower milk production.	Dry farming technology Awareness for vaccination & artificial insemination of animals
		Bhimora	Cotton, Bajra, Groundnut, Sesame, Pulses Diary Farming,	Uncertain and scattered rainfall, infestation of pink boll worm in cotton, sucking pest in vegetables, HS disease	Dry farming technology Awareness for vaccination & artificial insemination of animals
		Rajawad	Cotton, Cumin, Groundnut, Sesame, Pulses, Vegetables Diary Farming,	Lack of irrigation facility, Uncertain and scattered rainfall, Lower milk production, HS disease	Dry farming technology, Awareness for vaccination & artificial insemination of animals
		Sanosara	Cotton, Bajra, Cumin, Wheat, Sesame, Diary Farming,	Uncertain and scattered rainfall, Injudicious use of fertilizers & Pesticides, Black quarter disease	Adoption of organic farming, Bio-fertilizers & Vermi-compost Dry farming technologies Awareness for vaccination & artificial insemination of animals
Sayla	Sayla	Hadala	Cotton, Groundnut, Cumin, Wheat, Sesame, Diary Farming	Lack of knowledge of modern dry land technologies, lack of Awareness for vaccination & artificial insemination of animals	Awareness for vaccination & artificial insemination of animals

		Chorvira	Cotton, Castor, G'nut, Wheat Dairy Farming,	Lack of knowledge of modern dry land technologies, FMD	Dry farming technologies, Awareness for vaccination & artificial insemination of animals
		Mangalkui	Cotton, Wheat, Cumin, Sesame, Bajra	Lack of knowledge of modern dry land technologies, Injudicious use of fertilizers & Pesticides	Dry farming technologies
		Dharadungari	Cotton, Bajra, Sesame, Wheat, Cumin, Dairy Farming,	Lack of knowledge about weed, pest and diseases & nutrient management HS disease, Trypanosomiasis disease in animal	To motivate farmers to grow arid and semi arid horticultural crops. Awareness for vaccination & artificial insemination of animals
Chuda	Chuda	Karmad	Dairy Farming, Cotton, G'nut, Sesame, Wheat, Cumin, Bajra, Gram	Soil salinity, poor drainage system FMD, Lack of knowledge of modern dry land technologies, INM and IPM etc	Irrigated farming technology, Awareness for vaccination & artificial insemination of animals
		Ramdevgad	Dairy Farming, Cotton, G'nut, Sesame, Wheat, Gram, Cumin, Bajra	Soil salinity, Awareness for vaccination & artificial insemination of animals	Irrigated farming technology, Awareness for vaccination & artificial insemination of animals
		Melapur	Dairy Farming, Cotton, G'nut, Sesame, Gram, Wheat, Cumin, Bajra	Soil salinity, low knowledge of scientific cultivation of crops , HS disease, Injudicious use of fertilizers & Pesticides	Irrigated farming technology, Awareness for vaccination & artificial insemination of animals
		Chhatariyala	Dairy Farming, Cotton, G'nut, Sesame, Gram, Wheat, Cumin, Bajra	Soil salinity, poor water quality for irrigation, , low knowledge about INM, IPM , in crops,	Irrigated farming technology, Awareness for vaccination & artificial insemination of animals

2.8. Priority thrust areas:

Crop/Enterprise	Thrust area
Cotton	<ul style="list-style-type: none"> ✓ Increase productivity of the crops by adopting recommended practices of integrated pest management (Pink boll worm in Bt-cotton (IPM) and INM in cotton ✓ Recycling of the cotton stalk by cotton shredder
Groundnut, Sesame Castor and Wheat	<ul style="list-style-type: none"> ✓ Increase productivity of the crops by adopting recommended dry farming technologies, newly released varieties and INM in sesame
Cumin	<ul style="list-style-type: none"> ✓ Integrated Diseases Management and IPM
Chickpea	<ul style="list-style-type: none"> ✓ Increase productivity of the crops by newly released varieties and storage grain for seed purpose to farmers for next year.
Horticulture (Pomegranate, Lemon, Guava and chilly)	<ul style="list-style-type: none"> ✓ Value addition in fruits and vegetables, INM, training and pruning orchard and promote the farmers to adopting arid horticulture crops
Agriculture	<ul style="list-style-type: none"> ✓ Providing information and create interest to young generation for agriculture as a profession.
Farm waste	<ul style="list-style-type: none"> ✓ Recycling of the farm waste through composting, Vermi-composting and green manuring.
Micro Irrigation	<ul style="list-style-type: none"> ✓ Effective use of water by micro irrigation system, water harvesting structure and water harvesting techniques.
Animal Science	<ul style="list-style-type: none"> ✓ Increase productivity of the milk by adopting scientific feeding and breeding technologies and to create awareness about clean milk production.
Post Harvesting Technology (PHT)	<ul style="list-style-type: none"> ✓ Create awareness for proper storage and reduce post harvest losses.

3. TECHNICAL PROGRAMME

3.1. A. Details of targeted mandatory activities by KVK

OFT		FLD	
(1)		(2)	
Number of OFTs	Number of Farmers	Area (ha)	Number of Farmers
6	20	82	200

Training		Extension Activities	
(3)		(4)	
Number of Courses	Number of Participants	Number of activities	Number of participants
59	1475	305	26739

Seed Production (Qtl.)	Planting material (Nos.)	Fish seed prod. (No's)	Soil Samples
(5)	(6)	(7)	(8)
127	10,000	--	410

3.1. B. Operational areas details proposed during 2019-20

Sr. No.	Major crops & enterprises being practiced in cluster villages	Prioritized problems in these crops/ enterprise	Extent of area (ha/No.) affected by the problem in the district	Names of Cluster Villages identified for intervention	Intervention (OFT, FLD, Training, extension activity etc.)*
1	Cotton	High dosage of chemical fertilizers and insecticides	-	All clusters	OFT-1 FLDs-20 Campaign Diagnostic visit
2	Groundnut	Stem rot and White grub infestation	-	All clusters	FLDs-15 Campaign Diagnostic visit
3	Sesame	Leaf webber infestation	-	All clusters	OFT-1 FLDs-10
4	Cumin	Blight and Wilt diseases infestation	-	All clusters	OFT-1 FLDs-20 Diagnostic visit
5	Wheat	Integrated Nutrient Management	-	All clusters	OFT-1 FLDs-20 Trainings
6	Chickpea	Improve variety of chickpea	-	All clusters	FLDs-35 Training Diagnostic visit
7	Papaya Brinjal Tomato	Improve variety of chickpea	-	All clusters	OFT-1 FLDs-10 Diagnostic visit
8	Buffalo and Goat	Nutrient Management	-	All clusters	OFT-2 FLDs-10 Training Diagnostic visit

* Support with problem-cause and interventions diagram

3.2. Technologies to be assessed

A.1. Abstract on the number of technologies to be assessed in respect of crops

Thematic areas	Cereals	Oilseeds	Pulses	Commercial Crops	Vegetables	Fruits	Flower	Plantation crops	Tuber Crops	TOTAL
Varietal Evaluation	0	0	0	2	0	0	0	0	0	2
Seed / Plant production	0	0	0	0	0	0	0	0	0	0
Weed Management	0	0	0	0	0	0	0	0	0	0
Integrated Crop Management	0	0	0	1	0	0	0	0	0	1
Integrated Nutrient Management	1	0	0	0	0	0	0	0	0	1
Integrated Farming System	0	0	0	0	0	0	0	0	0	0
Mushroom cultivation	0	0	0	0	0	0	0	0	0	0
Drudgery reduction	0	0	0	0	0	0	0	0	0	0
Farm machineries	0	0	0	0	0	0	0	0	0	0
Value addition	0	0	0	0	0	0	0	0	0	0
Integrated Pest Management	0	1	0	0	0	0	0	0	0	1
Integrated Disease Management	0	0	0	1	0	0	0	0	0	1
Resource conservation technology	0	0	0	0	0	0	0	0	0	0
Small Scale income generating enterprises	0	0	0	0	0	0	0	0	0	0
TOTAL	1	1	0	4	0	0	0	0	0	6

A.2. Abstract on the number of technologies to be assessed in respect of livestock / enterprises

Thematic areas	Cattle	Poultry	Sheep	Goat	Piggery	Wormi culture	Fisheries	TOTAL
Evaluation of Breeds	--	--	--	--	--	--	--	--
Nutrition Management	--	--	--	--	--	--	--	--
Disease of Management	--	--	--	--	--	--	--	--
Value Addition	--	--	--	--	--	--	--	--
Production and Management	--	--	--	--	--	--	--	--
Feed and Fodder	--	--	--	--	--	--	--	--
Small Scale income generating enterprises	--	--	--	--	--	--	--	--
TOTAL	--	--	--	--	--	--	--	--

B. Details of On Farm Trial / Technology Assessment during 2019-20

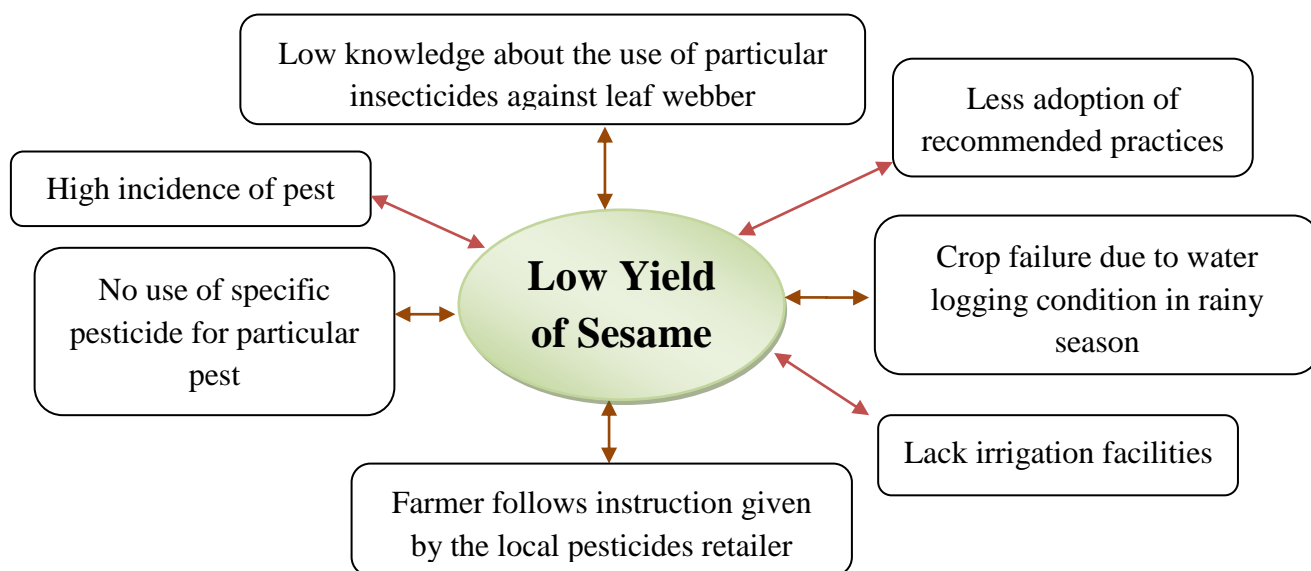
Sr. No.	Crop/enterprise	Prioritized problem	Title of intervention	Technology options	Source of Technology	Name of critical input	Qty per trial	Cost per trial	No. of trials	Total cost for the Intervention (Rs.)	Parameters to be studied	Team members
1	Sesame	Leaf Webber	Management of sesame leaf webber under rainfed condition.	3	DFRS, JAU, Targhadia	1. Cartep hydrochloride 2. Emamectin benzoate	500 gm 100 gm	1110	3	3330	1. % infested Plant 2. Yield	1
2	Cumin	Wilt	Management of wilt in cumin.	3	CoA, JAU, Junagadh	<i>Trichoderma</i>	6 kg	420	3	1260	1. PDI 2. Yield	1
3	Cotton	High Density	Assessment of high density planting in Cotton.	3	CRS, JAU, Junagadh	Variety	450 gm	930	3	2790	Yield	1
4	Wheat	INM-Bio fertilizer	Assessment of response of Bio fertilizers to wheat crop yield	3	Dept. Agronomy, JAU, Junagadh	1. <i>Azotobacter</i> 2. PSB	3.0 lit	360	3	1080	Yield	1
5	Brinjal	Variety	Varietal assessment of Brinjal GJHB-4 in Surendranagar district	3	VRS, JAU, Junagadh, 2015	Seed & <i>Beauveria</i>	50 gm	900	4	3600	Yield	1
6	Tomato	Variety	Varietal assessment of Tomato GT-6 in Surendranagar district	3	VRS, JAU, Junagadh, 2018	Seed & <i>Beauveria</i>	50 gm	650	4	2600	Yield	1

❖ **OFT:1 Assessment of management of sesame leaf webber under rainfed condition**

1. **Title of OFT : Management of sesame leaf webber under rainfed condition**
2. **Agro Ecological Zone** : North Saurashtra Agroclimatic Zone- VI
3. **Production system** : *Rainfed*
4. **Problem Definition:**

Sesame (*Sesamum indicum*, L) is an oil seed crop grown mainly for its seeds that contain approximately 50% oil and 25% protein (Rheenen, 1973). Sesamum cultivation is being practiced in Surendranagar District in *Kharif* season. This is oilseed crop. Leaf webber cause 10-15 % yield loss in crop. Farmers got low yield due to 1. Lack of knowledge about the use of specific pesticide for effective management of leaf webber in sesame. 2. No adoption of recommended practices.

• **Problem Cause Diagram**



Objective	To minimize the incidence of leaf webber in sesame
Reason for low yield of sesame	1. Low knowledge about the use of particular insecticides. 2. Less adoption of recommended practices. 3. Farmers follows instruction given by the local pesticides retailer
Technical Intervention	Management of leaf webber in sesame
Treatments	T ₁ -Farmers practice(Acephate 40gm/15 lt, Quinalphos 40 ml/15 lt., Monocrotophos 35 ml/15 lt water after infestation). T ₂ - Recommended practices Application of the insecticide will be start at pest infestation occurred. Cartap hydrochloride 50% S.P. @ 15 gm/10 Litre of water at the time of infestation T ₃ -Emamectin benzoate 5 SG 0.0035% (7g/10 lit. water) (1st spray at ETL of 0.25 larva/plant and 2nd spray at 15 days after 1st spray).
Cost	Rs 1905/- Cartap hydrochloride-500 gm + Rs 1425/- Emamectin benzoate-100 gm, Total cost: Rs.-3330
Area	1.2 ha
No. of replication	03
Source of technology	T ₂ -Dry Farming Research Station, JAU, Targhadia-2014 T ₃ -ARS-Amreli-2016

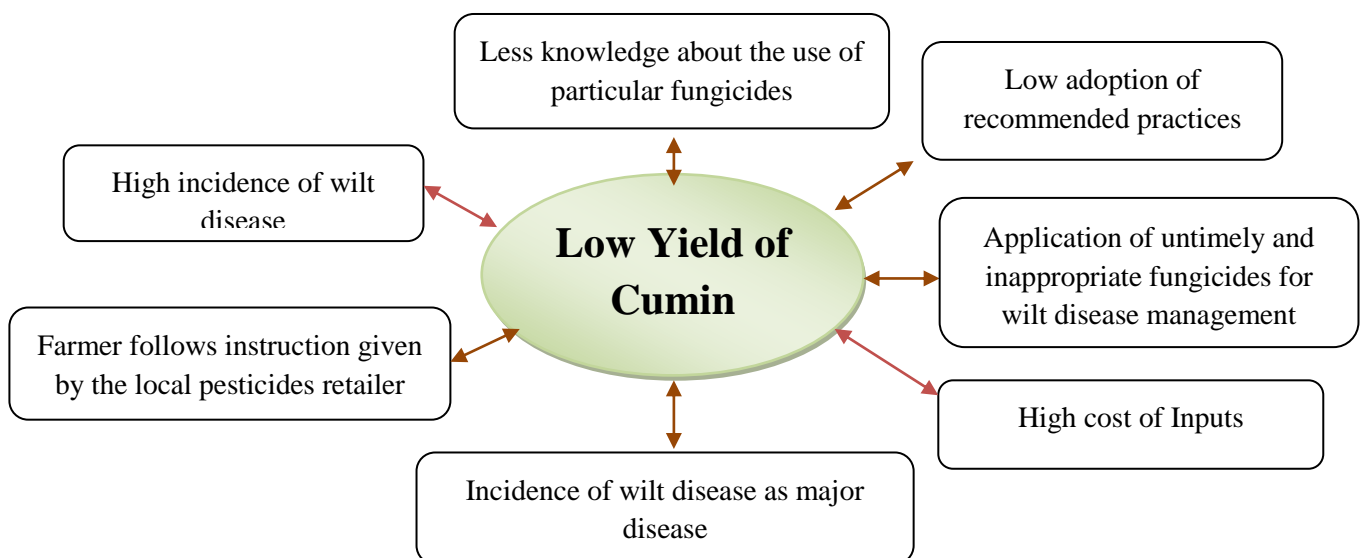
- **Technical Indicator:**
 1. Yield (qui/ha)
 2. No. of leaf webber/Plant
- **Economic Indicator:**
 1. Cost of Production (Rs/ha)
 2. Gross return: (Rs/ha)
 3. Net return: (Rs/ha)
 4. B:C Ratio

❖ **OFT: 2 Management of wilt in cumin**

1. **Title of OFT: Management of wilt in cumin**
2. **Agro Ecological Zone :** North Saurashtra Agro-Climatic Zone- VI
3. **Production system :** Irrigated
4. **Problem Definition:**

Gujarat, which was the biggest producer of spices in the country, has slipped to third rank. Now, Andhra Pradesh tops in spice production with Rajasthan ranked second. Spice output, including that of coriander and cumin seeds, has dropped by 20% in Gujarat. In 2015-16 a disease had hit production of cumin and coriander in the state. Productivity of cumin crop first rank in India as well Asia in the world. Now a day productivity reduced and quality point of view suffering dueto incidence of diseases and pest. Farmers are practicing excess use fungicides without followed recommended dose as prescribed by concerned scientist. Therefore cost of cultivation inevitably increase and some time, crop get failure due to inappropriate and excessive use of fungicides. Application of recommended dose for the control of wilt disease in the cumin crop is being undertaken for OFT. This OFT traces the transformation in the cumin production through recommended technology in the Surendranagar district.

- **Problem Cause Diagram**



Objective	To minimize the incidence of wilt disease in cumin
Reason for low yield of Cumin	1. Low adoption of recommended practices. 2. Farmers follows instruction given by the local pesticides retailer 3. Less of knowledge about the required of specific fungicides.
Technical Intervention	To minimize the incidence of wilt disease in cumin
Treatments	T ₁ -Farmers practice (Use of mancozeb, copper oxychloride and sulphuretc fungicides after infestation). T ₂ -Recommended practices Application of the <i>Trichoderma harzianum</i> (2x10 ⁶ cfu/gm) @ 5.0 kg mixed in 1000kg of FYM/ha at the time of sowing. T ₃ -Application of the <i>Trichoderma harzianum</i> (2x10 ⁶ cfu/gm) @ 5.0 kg mixed in 100 kg of sand/ha at the one month after germination of crop.
Cost	Rs 1260/-
Area	1.2 ha
No. of replication	03
Source of technology	T ₂ -Department of Plant Pathology, CoA, JAU, Junagadh-2015 T ₃ -Department of Plant Pathology, CoA, JAU, Junagadh-2015)

- **Technical Indicator:**

1. Yield (qui/ha)
2. Per cent Disease Incidence (PDI)

- **Economic Indicator:**

3. Cost of Production (Rs/ha)
4. Gross return: (Rs/ha)
5. Net return: (Rs/ha)
6. B:C Ratio

❖ **OFT: 3 Assessment of high density planting in Cotton.**

1. **Title of OFT: Assessment of high density planting in Cotton**

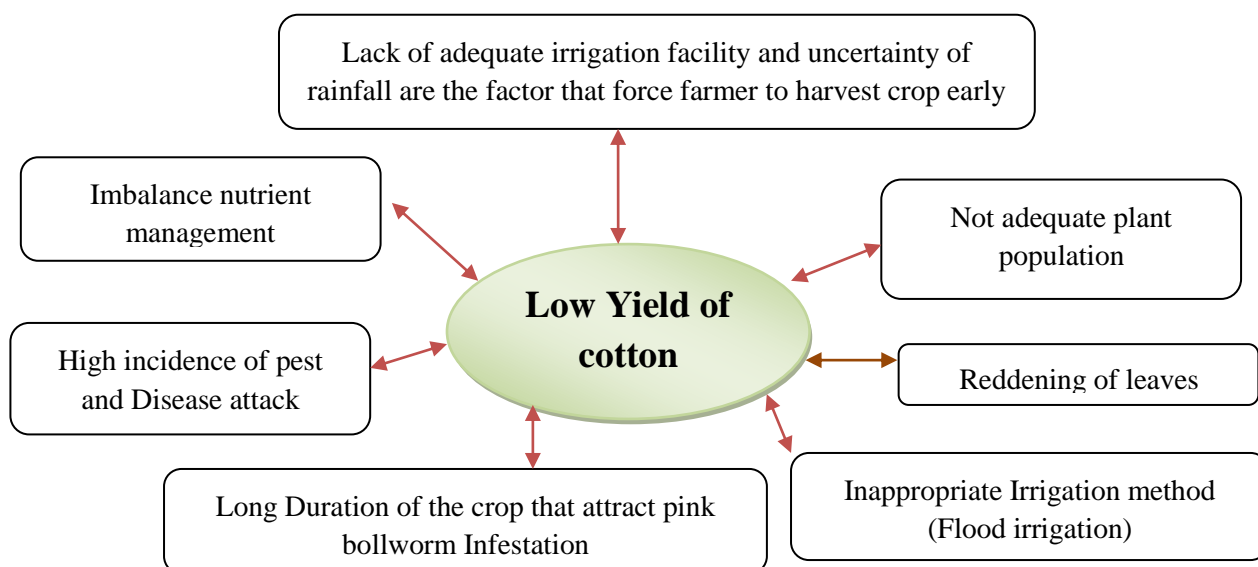
2. **Agro Ecological Zone** : North Saurashtra Agroclimatic Zone- VI

3. **Production system** : Irrigated

Surendranagar district ranks first in total cotton production of the state (22 %), followed by Rajkot (16.6 %), Bhavnagar (15.8 %) respectively. Thus cotton is very important crop of the district for sustainability point of view. Since last two to three years, infestation of pink bollworm in cotton, uncertainty of rainfall and scattered rain and changing climatic condition, now farmers are forced to harvest crop as against they assumed for 180 to 240 days period. Ultimately this resulted in low production due to inadequate plant population and less no. of bolls per plant and per unit area.

The manipulation of plant density and crop geometry is a time tested agronomic technique for achieving high crop yield. Several leading cotton producing countries like USA, Australia, Brazil, Uzbekistan and China have developed suitable plant types to accumulate plant densities varying from 1 lakh to 2.5 lakh plants/ha with using narrow and ultra narrow row spacing. This OFT traces the transformation in the cotton production in the district.

- **Problem Cause Diagram**



Objective	To observe the yield of cotton in High density plantation.
Reason	1. Low yield of cotton. 2. Less optimum plant population per unit area.
Technical Intervention	Management of spacing between row & between plant.
Treatments	T ₁ -Farmer practice : Sowing of cotton at spacing 120 x 45 cm and 150 x 45 cm (14814 to 18,518 plants / ha) T ₂ -Intervention: Sowing of cotton at spacing 60 x 30 cm. (55,555 plants / ha) T ₃ -Intervention: Sowing of cotton at spacing 90 x 30 cm. (37037 plants / ha)
Area	1.2 ha
No. of farmers	03
Cost	Rs 2790

- **Technical Indicator:**

1. Yield (qtl/ha)
2. Lint production/boll (gm)
3. No. of Bolls / Plant

- **Economic Indicator:**

4. Cost of Production (Rs/ha)
5. Gross return: (Rs/ha)
6. Net return: (Rs/ha)
7. B:C Ratio

❖ **OFT- 4: Assessment of response of Bio fertilizers to wheat crop yield**

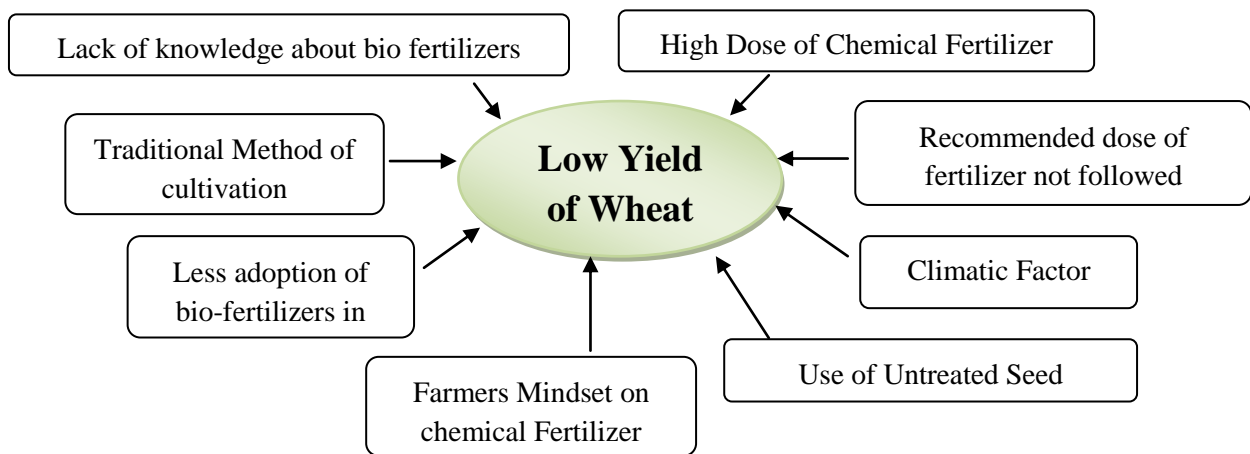
1. Title of OFT: - Assessment of Response of Bio fertilizers to wheat yield

2. Introduction: -

In Rabi season the area of wheat cultivation in Surendranagar district is higher after cumin crops as compare to other crops. Due to canal facilities increased in this area the area under wheat crop also increased. But the continuous use of chemical fertilizer in this crops the productivity is stagnate day by day and cost of cultivation increased. High uses of chemical fertilizer in crops the soil fertility also reduced. In this situation the KVK decide to increase uses of bio-fertilizers to reduce cost of cultivation and increase soil fertility as well as quality and quantity of wheat yield.

Problem definition: Stagnant yield

• **Problem cause diagram:**



Objective	Response of bio fertilizers to wheat yield
Reason for low yield of wheat	1. Low adoption of recommended practices. 2. Farmers follows instruction given by the local pesticides retailer 3. Lack of knowledge about the required of specific dose of fertilizer.
Technical Intervention	Response of bio fertilizers to wheat yield
Treatments	T ₁ - Farmer's practice: - 125- kg DAP & 190- Kg Urea /ha T ₂ - Recommended dose of fertilizer: 132Kg DAP + 206 Kg Urea (120-60-00). T ₃ -75 percent RDF+ <i>Azotobacter</i> & PSB 100- Kg DAP+156- Kg Urea+3.0 lit <i>Azotobacter</i> + 3.0 lit. PSB
Cost	Rs 1080/-
Area	1.2 ha
No. of replication	03
Source of technology	T ₂ - Dept. Agronomy, JAU, Junagadh -2015
Economic Indicator	1. Grain Yield (kg/ha) 2. Cost of Production (Rs/ha) 3. Gross return: (Rs/ha) 4. Net return: (Rs/ha) 5. B: C Ratio

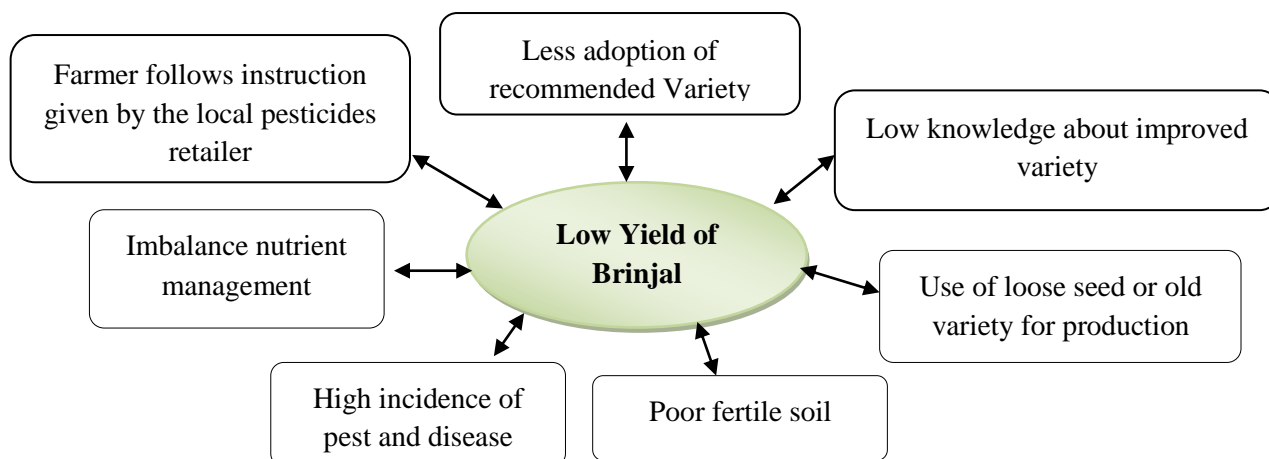
❖ **OFT 5 :-** Varietal assessment of Brinjal GJHB-4 in Surendranagar district

1. **Title of OFT:** Varietal assessment of Brinjal GJHB-4 in Surendranagar district
2. **Agro Ecological Zone:-** North Saurashtra Agroclimatic Zone-VI
3. **Production system:-**

Brinjal or eggplant (*Solanum melongena* L.) is an important solanaceous crop of subtropics and tropics. In India, it is one of the most common, popular and principal vegetable crops grown throughout the country except higher altitudes. It is a versatile crop adapted to different agro-climatic regions and can be grown throughout the year. It is a perennial but grown commercially as an annual crop. Brinjal cultivation in India is estimated to cover about 8.14% vegetable area with a contribution of 9% to total vegetable production. The crop is largely grown in small plots or as inter crop both for cash and domestic consumption by farmers all over India. The major brinjal producing states are West Bengal, Orissa, Gujarat, and Maharashtra. The state has a great potential for brinjal production for domestic and exports markets but the yield of this crop is relatively low especially in rainy season due to lack of improved varieties as well as resistance to insect-pest and disease of economic importance and suitability to changing climatic conditions.

Brinjal variety GJHB-4 found suitable for cultivation in North Saurashtra Region of Gujarat. This variety resistance to jassid and fruit borer were less compared to local checks.

• **Problem Cause Diagram**



Objective	To increase yield of Brinjal
Reason for low yield of Brinjal	1. No adoption of recommended varieties. 2. Farmers follows instruction given by the local agro input retailer 3. Lack of knowledge about the specific variety.
Technical Intervention	Introduction new variety of brinjal
	T ₁ -Variety: Local T ₂ -Variety: GJBH-4 -50 gm and Beauveria-2.0 kg T ₃ -Variety: GNRB-1 -50 gm and Beauveria-2.0 kg
Excepted cost	Rs 3600
Area	0.25 ha
No. of replication	04
Source of Information	T ₂ -Vegetable Research Station ., JAU, Junagadh, 2015 T ₃ -Vegetable Research Station., NAU, Navsari, 2016

- **Technical Indicator:-**
 1. Yield (qui/ha)
- **Economic Indicator:-**
 2. Cost of production (Rs/ha)
 3. Gross return (Rs/ha)
 4. Net return (Rs/ha)
 5. B:C ratio (Rs/ha)

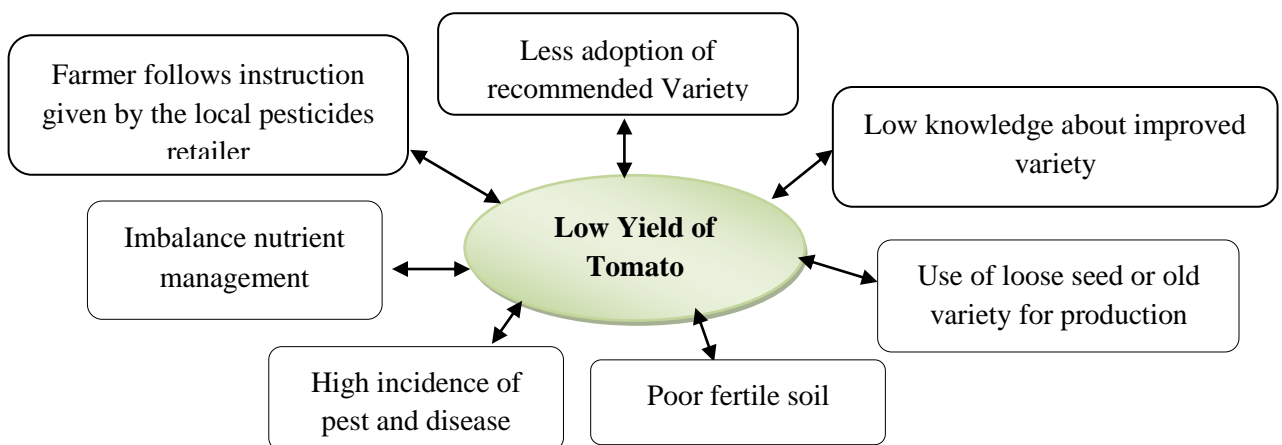
❖ **OFT 6:-** Varietal assessment of Tomato GT-6 in Surendranagar district

1. **Title of OFT:** Varietal assessment of Tomato GT-6 in Surendranagar district
2. **Agro Ecological Zone:-** North Saurashtra Agroclimatic Zone-VI
3. **Production system:-**

Tomato (*Lycopersicon esculentum*) belongs to the genus *Lycopersicon* under Solanaceae family. Tomato is one of the most important "protective foods" because of its special nutritive value. It is one of the most versatile vegetable with wide usage in Indian culinary tradition. It is a perennial but grown commercially as an annual crop. Tomato cultivation in India is estimated to cover about 8.14% vegetable area with a contribution of 9 % to total vegetable production. The crop is largely grown in small plots or as inter crop both for cash and domestic consumption by farmers all over India. The major tomato producing states are Andhra Pradesh, Bihar, Chhattisgarh and Gujarat.

Tomato variety GT-6 found suitable for cultivation in North Saurashtra Region of Gujarat. This variety tolerant against leaf curl disease compared to local checks.

- **Problem Cause Diagram**



Objective	To increase yield of Tomato
Reason for low yield of Tomato	1. Low adoption of recommended varieties. 2. Farmers follows instruction given by the local agro input retailer 3. Lack of knowledge about the specific variety.
Technical Intervention	Introduction new variety of Tomato
Treatments	T ₁ - Variety: Local/Private sector T ₂ - Variety: GT-6 -50 gm and <i>Beauveria</i> -2.0 kg T ₃ - Variety: GN To-2 -50 gm and <i>Beauveria</i> -2.0 kg
Excepted cost	Rs 2600
Area	0.25 ha
No. of replication	04
Source of Information	T ₂ - Vegetable Research Station ., JAU, Junagadh, 2018 T ₃ - Vegetable Research Station., NAU, Navsari,2017-18

- **Technical Indicator:-**

1. Yield (qui/ha)

- **Economic Indicator:-**

1. Cost of production (Rs/ha)
2. Gross return (Rs/ha)
3. Net return (Rs/ha)
4. B:C ratio (Rs/ha)

3.3. Frontline Demonstrations

➤ Details of FLDs to be organized -

Sr. No.	Crop	Variety	Thematic area	Technology for demonstration	Critical inputs with cost (Rs.)	Inputs cost (Rs.)	Season and year	Area (ha)	No. of farmers/ demon.	Parameters identified
1	Sesame	Guj-Til-4/6	CP	Variety	Seed: 1.0 kg	1600	Kharif-2019-20	04	10	Yield
2	Groundnut	-	PP	White grub	Sawaj <i>Metarizium</i> : 4 kg	6000	Kharif-2019-20	04	10	Yield
3	Groundnut	-	PP	Bio-agent	<i>Trichoderma</i> : 2.0 kg	1400	Kharif-2019-20	02	05	1. PID 2. Yield
4	Groundnut (CFLD-Oil-seed)	GJG-22/32	CP	Variety	Seed, <i>Rhizobium</i> -1.0 lit, <i>Trichoderma</i> -4 kg, <i>Beauveria</i> -2 kg, Neem oil-1.0 lit, Sticker-1.0 lit	120000	Kharif-2019-20	20	25	Yield
5	Cotton	Bt Cotton	PP	MDP Technology	MDP-400 gm	20000	Kharif-2019-20	04	10	Yield
6	Brinjal	GJHB-4	CP	Variety	Seed : 50 gm, <i>Beauveria</i> -2.0 kg	1000	Kharif-2019-20	01	10	Yield
7	Guava	-	PP	IPM	Fruit fly lure : 3	1200	-	04	10	% damage Fruit
8	Tomato	GT-6	CP	Variety	Seed : 50 gm, <i>Beauveria</i> - 2 kg	1000	Kharif-2019-20	01	10	Yield
9	Kichen Garden	-----	---	-----	Vegetable Seed Packets 1 Brinjal, 2 Tomato, 3 Valol 4 Okra, 5 Guar	250	Kharif-2019-20	--	05	-
10	Lucerne	Anand Lucerne -3	CP	Variety	Seed: 1.0 kg	4000	Rabi-2019-20	01	10	Yield
11	Buffalo	-	NM	Mineral mixture	40 gm /day for 60 days	24000	Rabi-2019-20	00	05	Milk Yield
12	Buffalo	-	NM	Probiotic	50 gm/animal/day for 90 days	3000	Rabi-2019-20	00	05	Milk Yield
13	Onion	GJRO-11	CP	Variety	100 gm seed	2000	Rabi-2019-20	01	10	Yield
14	Wheat	GW – 463 /451	CP	Variety	25 kg seed (Rs-160)	1800	Rabi-2019-20	08	20	Yield
15	Cumin	GC-4	PP	DM	Mancozeb; 500 gm, Carbendazim : 250 gm (600)	10000	Rabi-2019-20	08	20	1. PDI 2. Yield
16	Gram	GJG-6/3	CP	Variety	40 kg seed	18000	Rabi-2019-20	04	10	Yield
17	Gram (CFLD-Pulse)	GJG-6/3	CP	Variety	Seed : 50 kg, <i>Rhizobium</i> :1 lit, <i>PSB</i> :1 lit, <i>Beauveria</i> :2 kg <i>Trichoderma</i> : 4 kg, Sticker:-1 lit	116250	Rabi-2019-20	20	25	Yield
					Total	331500	-	82	200	

Sponsored Demonstration (ATIC Scheme)

Crop	Area (ha)	No. of farmers
Sesame	16	40
Cotton	16	40
Wheat	16	40
Cumin	16	40

B. Extension and Training activities under FLDs

S. No.	Activity	No. of activities	Month	Number of participants
1	Field days	10	September, October, January and February	350
2	Farmers Training	70	Throughout year	1750
3	Media coverage	10	As and When	-
4	Training for extension functionaries	05	July, November	250

C. Details of FLD on Enterprises

a. Farm Implements

Name of the implement	Crop	Season and year	No. of farmers	Area (ha)	Critical inputs	Performance parameters / indicators
-	-	-	-	-	-	-

b. Livestock Enterprises

Enterprise	Breed	No. of farmers	No. of animals, poultry birds etc.	Critical inputs	Performance parameters / indicators
Buffalo	Jafarabadi	5	5	Mineral mixture 40 gm /day for 60 days	Milk Yield
Buffalo	Jafarabadi	5	5	Probiotic 50 gm/animal/day for 90 days	Milk Yield

3.4. Training (Including the sponsored and FLD training programmes):

A. ON Campus

Thematic Area	No. of Courses	No. of Participants						
		Others			SC/ST			Grand Total
		Male	Female	Total	Male	Female	Total	
(A) Farmers & Farm Women								
I Crop Production								
Weed Management	0	0	0	0	0	0	0	0
Resource Conservation Technologies	0	0	0	0	0	0	0	0
Cropping Systems	0	0	0	0	0	0	0	0
Crop Diversification	0	0	0	0	0	0	0	0
Integrated Farming	0	0	0	0	0	0	0	0
Water management	1	23	0	23	2	0	2	25
Seed production	0	0	0	0	0	0	0	0
Nursery management	0	0	0	0	0	0	0	0
Integrated Crop Management	3	68	0	68	7	0	7	75
Fodder production	0	0	0	0	0	0	0	0
Production of organic inputs	1	23	0	23	2	0	2	25
II Horticulture								
a) Vegetable Crops								
Production of low volume and high value crops	1	23	0	23	2	0	2	25
Off-season vegetables	0	0	0	0	0	0	0	0
Nursery raising	2	25	23	48	0	2	2	50
Exotic vegetables like Broccoli	0	0	0	0	0	0	0	0
Export potential vegetables	0	0	0	0	0	0	0	0
Grading and standardization	1	0	25	25	0	0	0	25
Protective cultivation (Green Houses, Shade Net etc.)	0	0	0	0	0	0	0	0
b) Fruits								
Training and Pruning	0	0	0	0	0	0	0	0
Layout and Management of Orchards	0	0	0	0	0	0	0	0
Cultivation of Fruit	0	0	0	0	0	0	0	0
Management of young plants/orchards	0	0	0	0	0	0	0	0
Rejuvenation of old orchards	0	0	0	0	0	0	0	0

Export potential fruits	0	0	0	0	0	0	0	0
Micro irrigation systems of orchards	0	0	0	0	0	0	0	0
Plant propagation techniques	0	0	0	0	0	0	0	0
c) Ornamental Plants								
Nursery Management	0	0	0	0	0	0	0	0
Management of potted plants	0	0	0	0	0	0	0	0
Export potential of ornamental plants	0	0	0	0	0	0	0	0
Propagation techniques of Ornamental Plants	0	0	0	0	0	0	0	0
d) Plantation crops								
Production and Management technology	0	0	0	0	0	0	0	0
Processing and value addition	0	0	0	0	0	0	0	0
e) Tuber crops								
Production and Management technology	0	0	0	0	0	0	0	0
Processing and value addition	0	0	0	0	0	0	0	0
f) Spices								
Production and Management technology	0	0	0	0	0	0	0	0
Processing and value addition	0	0	0	0	0	0	0	0
g) Medicinal and Aromatic Plants								
Nursery management	0	0	0	0	0	0	0	0
Production and management technology	0	0	0	0	0	0	0	0
Post harvest technology and value addition	0	0	0	0	0	0	0	0
III Soil Health and Fertility Management								
Soil fertility management	0	0	0	0	0	0	0	0
Soil and Water Conservation	0	0	0	0	0	0	0	0
Integrated Nutrient Management	0	0	0	0	0	0	0	0
Production and use of organic inputs	0	0	0	0	0	0	0	0
Management of Problematic soils	0	0	0	0	0	0	0	0
Micro nutrient deficiency in crops	0	0	0	0	0	0	0	0
Nutrient Use Efficiency	0	0	0	0	0	0	0	0
Soil and Water Testing	0	0	0	0	0	0	0	0

IV Livestock Production and Management								
Dairy Management	2	23	23	46	2	2	4	50
Poultry Management	0	0	0	0	0	0	0	0
Piggery Management	0	0	0	0	0	0	0	0
Rabbit Management/goat	0	0	0	0	0	0	0	0
Disease Management	1	23	0	23	2	0	2	25
Feed management	1	23	0	23	2	0	2	25
Production of quality animal products	1	0	23	23	0	2	2	25
V Home Science/Women empowerment								
Household food security by kitchen gardening and nutrition gardening	0	0	0	0	0	0	0	0
Design and development of low/minimum cost diet	0	0	0	0	0	0	0	0
Designing and development for high nutrient efficiency diet	0	0	0	0	0	0	0	0
Minimization of nutrient loss in processing	0	0	0	0	0	0	0	0
Gender mainstreaming through SHGs	0	0	0	0	0	0	0	0
Storage loss minimization techniques	0	0	0	0	0	0	0	0
Value addition	1	0	23	23	0	2	2	25
Income generation activities for empowerment of rural Women	1	0	23	23	0	2	2	25
Location specific drudgery reduction technologies	0	0	0	0	0	0	0	0
Rural Crafts	0	0	0	0	0	0	0	0
Women and child care	0	0	0	0	0	0	0	0
VI Agril. Engineering								
Installation and maintenance of micro irrigation systems	0	0	0	0	0	0	0	0
Use of Plastics in farming practices	0	0	0	0	0	0	0	0
Production of small tools and implements	0	0	0	0	0	0	0	0
Repair and maintenance of farm machinery and implements	0	0	0	0	0	0	0	0
Small scale processing and value addition	0	0	0	0	0	0	0	0
Post Harvest Technology	0	0	0	0	0	0	0	0

VII Plant Protection								
Integrated Pest Management	2	46	0	46	4	0	4	50
Integrated Disease Management	1	23	0	23	2	0	2	25
Bio-control of pests and diseases	1	23	0	23	2	0	2	25
Production of bio control agents and bio pesticides	0	0	0	0	0	0	0	0
VIII Fisheries								
Integrated fish farming	0	0	0	0	0	0	0	0
Carp breeding and hatchery management	0	0	0	0	0	0	0	0
Carp fry and fingerling rearing	0	0	0	0	0	0	0	0
Composite fish culture	0	0	0	0	0	0	0	0
Hatchery management and culture of freshwater prawn	0	0	0	0	0	0	0	0
Breeding and culture of ornamental fishes	0	0	0	0	0	0	0	0
Portable plastic carp hatchery	0	0	0	0	0	0	0	0
Pen culture of fish and prawn	0	0	0	0	0	0	0	0
Shrimp farming	0	0	0	0	0	0	0	0
Edible oyster farming	0	0	0	0	0	0	0	0
Pearl culture	0	0	0	0	0	0	0	0
Fish processing and value addition	0	0	0	0	0	0	0	0
IX Production of Inputs at site								
Seed Production	0	0	0	0	0	0	0	0
Planting material production	0	0	0	0	0	0	0	0
Bio-agents production	0	0	0	0	0	0	0	0
Bio-pesticides production	0	0	0	0	0	0	0	0
Bio-fertilizer production	0	0	0	0	0	0	0	0
Vermi-compost production	0	0	0	0	0	0	0	0
Organic manures production	0	0	0	0	0	0	0	0
Production of fry and fingerlings	0	0	0	0	0	0	0	0
Production of Bee-colonies and wax sheets	0	0	0	0	0	0	0	0
Small tools and implements	0	0	0	0	0	0	0	0

Production of livestock feed and fodder	0	0	0	0	0	0	0	0
Production of Fish feed	0	0	0	0	0	0	0	0
X Capacity Building and Group Dynamics								
Leadership development	0	0	0	0	0	0	0	0
Group dynamics	0	0	0	0	0	0	0	0
Formation and Management of SHGs	1	22	0	22	3	0	3	25
Mobilization of social capital	0	0	0	0	0	0	0	0
Entrepreneurial development of farmers/youths	0	0	0	0	0	0	0	0
WTO and IPR issues	0	0	0	0	0	0	0	0
XI Agro-forestry								
Production technologies	0	0	0	0	0	0	0	0
Nursery management	0	0	0	0	0	0	0	0
Integrated Farming Systems	0	0	0	0	0	0	0	0
XII Others (Pl. Specify) Agril Extension	3	68	0	68		7	7	75
TOTAL	24	413	140	553	30	17	47	600

B. OFF Campus

Thematic Area	No. of Courses	No. of Participants						Grand Total
		Others			SC/ST			
		Male	Female	Total	Male	Female	Total	
(A) Farmers & Farm Women								
I Crop Production								
Weed Management	1	23	0	23	2	0	2	25
Resource Conservation Technologies	0	0	0	0	0	0	0	0
Cropping Systems	0	0	0	0	0	0	0	0
Crop Diversification	0	0	0	0	0	0	0	0
Integrated Farming	1	23	0	23	2	0	2	25
Water management	2	46	0	46	4	0	4	50
Seed production	0	0	0	0	0	0	0	0
Nursery management	0	0	0	0	0	0	0	0
Integrated Crop Management	2	46	0	46	4	0	4	50
Fodder production	0	0	0	0	0	0	0	0
Production of organic inputs	1	20	0	20	5	0	5	25

II Horticulture								
a) Vegetable Crops								
Production of low volume and high value crops	2	46	0	46	4	0	4	50
Off-season vegetables	0	0	0	0	0	0	0	0
Nursery raising	0	0	0	0	0	0	0	0
Exotic vegetables like Broccoli	0	0	0	0	0	0	0	0
Export potential vegetables	0	0	0	0	0	0	0	0
Grading and standardization	0	0	0	0	0	0	0	0
Protective cultivation (Green Houses, Shade Net etc.)	1	25	0	25	0	0	0	25
b) Fruits								
Training and Pruning	0	0	0	0	0	0	0	0
Layout and Management of Orchards	0	0	0	0	0	0	0	0
Cultivation of Fruit	2	42	0	42	8	0	8	50
Management of young plants/orchards	0	0	0	0	0	0	0	0
Rejuvenation of old orchards	0	0	0	0	0	0	0	0
Export potential fruits	0	0	0	0	0	0	0	0
Micro irrigation systems of orchards	1	21	0	21	4	0	4	25
Plant propagation techniques	0	0	0	0	0	0	0	0
c) Ornamental Plants								
Nursery Management	0	0	0	0	0	0	0	0
Management of potted plants	0	0	0	0	0	0	0	0
Export potential of ornamental plants	0	0	0	0	0	0	0	0
Propagation techniques of Ornamental Plants	0	0	0	0	0	0	0	0
d) Plantation crops								
Production and Management technology	0	0	0	0	0	0	0	0
Processing and value addition	0	0	0	0	0	0	0	0
e) Tuber crops								
Production and Management technology	0	0	0	0	0	0	0	0

Processing and value addition	0	0	0	0	0	0	0	0
f) Spices								
Production and Management technology	0	0	0	0	0	0	0	0
Processing and value addition	0	0	0	0	0	0	0	0
g) Medicinal and Aromatic Plants								
Nursery management	0	0	0	0	0	0	0	0
Production and management technology	0	0	0	0	0	0	0	0
Post harvest technology and value addition	1	0	20	20	0	5	5	25
III Soil Health and Fertility Management								
Soil fertility management				0			0	0
Soil and Water Conservation	0	0	0	0	0	0	0	0
Integrated Nutrient Management	0	0	0	0	0	0	0	0
Production and use of organic inputs	0	0	0	0	0	0	0	0
Management of Problematic soils	0	0	0	0	0	0	0	0
Micro nutrient deficiency in crops	0	0	0	0	0	0	0	0
Nutrient Use Efficiency	0	0	0	0	0	0	0	0
Soil and Water Testing	0	0	0	0	0	0	0	0
IV Livestock Production and Management								
Dairy Management	1	23	0	23	2	0	2	25
Poultry Management	0	0	0	0	0	0	0	0
Piggery Management	0	0	0	0	0	0	0	0
Rabbit Management /goat	0	0	0	0	0	0	0	0
Disease Management	3	69	0	69	6	0	6	75
Feed management	2	46	0	46	4	0	4	50
Production of quality animal products	2	23	23	46	2	2	4	50
V Home Science/Women empowerment								
Household food security by kitchen gardening and nutrition gardening	0	0	0	0	0	0	0	0
Design and development of low/minimum cost diet	0	0	0	0	0	0	0	0
Designing and development for high	0	0	0	0	0	0	0	0

nutrient efficiency diet								
Minimization of nutrient loss in processing	0	0	0	0	0	0	0	0
Gender mainstreaming through SHGs	0	0	0	0	0	0	0	0
Storage loss minimization techniques	0	0	0	0	0	0	0	0
Value addition	1	0	23	23	0	2	2	25
Income generation activities for empowerment of rural Women	0	0	0	0	0	0	0	0
Location specific drudgery reduction technologies	0	0	0	0	0	0	0	0
Rural Crafts	0	0	0	0	0	0	0	0
Women and child care	0	0	0	0	0	0	0	0
VI Agril. Engineering								
Installation and maintenance of micro irrigation systems	0	0	0	0	0	0	0	0
Use of Plastics in farming practices	0	0	0	0	0	0	0	0
Production of small tools and implements	0	0	0	0	0	0	0	0
Repair and maintenance of farm machinery and implements	0	0	0	0	0	0	0	0
Small scale processing and value addition	0	0	0	0	0	0	0	0
Post Harvest Technology	0	0	0	0	0	0	0	0
VII Plant Protection								
Integrated Pest Management	3	46	20	66	4	5	9	75
Integrated Disease Management	3	46	20	66	4	5	9	75
Bio-control of pests and diseases	2	40	0	40	10	0	10	50
Production of bio control agents and bio pesticides	0	0	0	0	0	0	0	0
VIII Fisheries								
Integrated fish farming	0	0	0	0	0	0	0	0
Carp breeding and hatchery management	0	0	0	0	0	0	0	0
Carp fry and fingerling	0	0	0	0	0	0	0	0

rearing								
Composite fish culture	0	0	0	0	0	0	0	0
Hatchery management and culture of freshwater prawn	0	0	0	0	0	0	0	0
Breeding and culture of ornamental fishes	0	0	0	0	0	0	0	0
Portable plastic carp hatchery	0	0	0	0	0	0	0	0
Pen culture of fish and prawn	0	0	0	0	0	0	0	0
Shrimp farming	0	0	0	0	0	0	0	0
Edible oyster farming	0	0	0	0	0	0	0	0
Pearl culture	0	0	0	0	0	0	0	0
Fish processing and value addition	0	0	0	0	0	0	0	0
IX Production of Inputs at site								
Seed Production	0	0	0	0	0	0	0	0
Planting material production (Horti.)	0	0	0	0	0	0	0	0
Bio-agents production	0	0	0	0	0	0	0	0
Bio-pesticides production	0	0	0	0	0	0	0	0
Bio-fertilizer production	0	0	0	0	0	0	0	0
Vermi-compost production (Horti.)	0	0	0	0	0	0	0	0
Organic manures production (A.S.)	0	0	0	0	0	0	0	0
Production of fry and fingerlings	0	0	0	0	0	0	0	0
Production of Bee-colonies and wax sheets	0	0	0	0	0	0	0	0
Small tools and implements	0	0	0	0	0	0	0	0
Production of livestock feed and fodder	0	0	0	0	0	0	0	0
Production of Fish feed	0	0	0	0	0	0	0	0
X Capacity Building and Group Dynamics								
Leadership development	0	0	0	0	0	0	0	0
Group dynamics	0	0	0	0	0	0	0	0
Formation and Management of SHGs(HS)	0	0	0	0	0	0	0	0
Mobilization of social capital	0	0	0	0	0	0	0	0
Entrepreneurial	0	0	0	0	0	0	0	0

development of farmers/youths (Agro.)								
WTO and IPR issues	0	0	0	0	0	0	0	0
XI Agro-forestry	0	0	0	0	0	0	0	0
Production technologies	0	0	0	0	0	0	0	0
Nursery management	0	0	0	0	0	0	0	0
Integrated Farming Systems (Agro)	0	0	0	0	0	0	0	0
XII Others (Pl. Specify) Agril Extension	4	90	0	90	10	0	10	100
TOTAL	35	675	106	781	75	19	94	875

C. Consolidated table (ON and OFF Campus)

Thematic Area	No. of Courses	No. of Participants						Grand Total
		Others			SC/ST			
		Male	Female	Total	Male	Female	Total	
(A) Farmers & Farm Women								
I Crop Production								
Weed Management	1	23	0	23	2	0	2	25
Resource Conservation Technologies	0	0	0	0	0	0	0	0
Cropping Systems	0	0	0	0	0	0	0	0
Crop Diversification	0	0	0	0	0	0	0	0
Integrated Farming	1	23	0	23	2	0	2	25
Water management	3	69	0	69	6	0	6	75
Seed production	0	0	0	0	0	0	0	0
Nursery management	0	0	0	0	0	0	0	0
Integrated Crop Management	5	114	0	114	11	0	11	125
Fodder production	0	0	0	0	0	0	0	0
Production of organic inputs	2	43	0	43	7	0	7	50
II Horticulture								
a) Vegetable Crops								
Production of low volume and high value crops	3	69	0	69	6	0	6	75
Off-season vegetables	0	0	0	0	0	0	0	0
Nursery raising	2	25	23	48	0	2	2	50
Exotic vegetables like Broccoli	0	0	0	0	0	0	0	0
Export potential vegetables	0	0	0	0	0	0	0	0
Grading and standardization	1	0	25	25	0	0	0	25

Protective cultivation (Green Houses, Shade Net etc.)	1	25	0	25	0	0	0	25
b) Fruits								
Training and Pruning	0	0	0	0	0	0	0	0
Layout and Management of Orchards	0	0	0	0	0	0	0	0
Cultivation of Fruit	2	42	0	42	8	0	8	50
Management of young plants/orchards	0	0	0	0	0	0	0	0
Rejuvenation of old orchards	0	0	0	0	0	0	0	0
Export potential fruits	0	0	0	0	0	0	0	0
Micro irrigation systems of orchards	1	21	0	21	4	0	4	25
Plant propagation techniques	0	0	0	0	0	0	0	0
c) Ornamental Plants								
Nursery Management	0	0	0	0	0	0	0	0
Management of potted plants	0	0	0	0	0	0	0	0
Export potential of ornamental plants	0	0	0	0	0	0	0	0
Propagation techniques of Ornamental Plants	0	0	0	0	0	0	0	0
d) Plantation crops								
Production and Management technology	0	0	0	0	0	0	0	0
Processing and value addition	0	0	0	0	0	0	0	0
e) Tuber crops								
Production and Management technology	0	0	0	0	0	0	0	0
Processing and value addition	0	0	0	0	0	0	0	0
f) Spices								
Production and Management technology	0	0	0	0	0	0	0	0
Processing and value addition	0	0	0	0	0	0	0	0
g) Medicinal and Aromatic Plants								
Nursery management	0	0	0	0	0	0	0	0
Production and management technology	0	0	0	0	0	0	0	0
Post harvest technology and value addition	1	0	20	20	0	5	5	25

III Soil Health and Fertility Management								
Soil fertility management	0	0	0	0	0	0	0	0
Soil and Water Conservation	0	0	0	0	0	0	0	0
Integrated Nutrient Management	0	0	0	0	0	0	0	0
Production and use of organic inputs	0	0	0	0	0	0	0	0
Management of Problematic soils	0	0	0	0	0	0	0	0
Micro nutrient deficiency in crops	0	0	0	0	0	0	0	0
Nutrient Use Efficiency	0	0	0	0	0	0	0	0
Soil and Water Testing	0	0	0	0	0	0	0	0
IV Livestock Production and Management								
Dairy Management	3	46	23	69	4	2	6	75
Poultry Management	0	0	0	0	0	0	0	0
Piggery Management	0	0	0	0	0	0	0	0
Rabbit Management /goat	0	0	0	0	0	0	0	0
Disease Management	4	92	0	92	8	0	8	100
Feed management	3	69	0	69	6	0	6	75
Production of quality animal products	3	23	46	69	2	4	6	75
V Home Science/Women empowerment								
Household food security by kitchen gardening and nutrition gardening	0	0	0	0	0	0	0	0
Design and development of low/minimum cost diet	0	0	0	0	0	0	0	0
Designing and development for high nutrient efficiency diet	0	0	0	0	0	0	0	0
Minimization of nutrient loss in processing	0	0	0	0	0	0	0	0
Gender mainstreaming through SHGs	0	0	0	0	0	0	0	0
Storage loss minimization techniques	0	0	0	0	0	0	0	0
Value addition	2	0	46	46	0	4	4	50
Income generation activities for empowerment of rural Women	1	0	23	23	0	2	2	25
Location specific drudgery reduction technologies	0	0	0	0	0	0	0	0
Rural Crafts	0	0	0	0	0	0	0	0
Women and child care	0	0	0	0	0	0	0	0

VI Agril. Engineering								
Installation and maintenance of micro irrigation systems	0	0	0	0	0	0	0	0
Use of Plastics in farming practices	0	0	0	0	0	0	0	0
Production of small tools and implements	0	0	0	0	0	0	0	0
Repair and maintenance of farm machinery and implements	0	0	0	0	0	0	0	0
Small scale processing and value addition	0	0	0	0	0	0	0	0
Post Harvest Technology	0	0	0	0	0	0	0	0
VII Plant Protection								
Integrated Pest Management	5	92	20	112	8	5	13	125
Integrated Disease Management	4	69	20	89	6	5	11	100
Bio-control of pests and diseases	3	63	0	63	12	0	12	75
Production of bio control agents and bio pesticides	0	0	0	0	0	0	0	0
VIII Fisheries								
Integrated fish farming	0	0	0	0	0	0	0	0
Carp breeding and hatchery management	0	0	0	0	0	0	0	0
Carp fry and fingerling rearing	0	0	0	0	0	0	0	0
Composite fish culture	0	0	0	0	0	0	0	0
Hatchery management and culture of freshwater prawn	0	0	0	0	0	0	0	0
Breeding and culture of ornamental fishes	0	0	0	0	0	0	0	0
Portable plastic carp hatchery	0	0	0	0	0	0	0	0
Pen culture of fish and prawn	0	0	0	0	0	0	0	0
Shrimp farming	0	0	0	0	0	0	0	0
Edible oyster farming	0	0	0	0	0	0	0	0
Pearl culture	0	0	0	0	0	0	0	0
Fish processing and value addition	0	0	0	0	0	0	0	0
IX Production of Inputs at site								
Seed Production	0	0	0	0	0	0	0	0
Planting material production (Horti.)	0	0	0	0	0	0	0	0

Bio-agents production	0	0	0	0	0	0	0	0
Bio-pesticides production	0	0	0	0	0	0	0	0
Bio-fertilizer production	0	0	0	0	0	0	0	0
Vermi-compost production (Horti.)	0	0	0	0	0	0	0	0
Organic manures production (A.S.)	0	0	0	0	0	0	0	0
Production of fry and fingerlings	0	0	0	0	0	0	0	0
Production of Bee-colonies and wax sheets	0	0	0	0	0	0	0	0
Small tools and implements	0	0	0	0	0	0	0	0
Production of livestock feed and fodder	0	0	0	0	0	0	0	0
Production of Fish feed	0	0	0	0	0	0	0	0
X Capacity Building and Group Dynamics								
Leadership development	0	0	0	0	0	0	0	0
Group dynamics	0	0	0	0	0	0	0	0
Formation and Management of SHGs(HS)	1	22	0	22	3	0	3	25
Mobilization of social capital	0	0	0	0	0	0	0	0
Entrepreneurial development of farmers/youths (Agro.)	0	0	0	0	0	0	0	0
WTO and IPR issues	0	0	0	0	0	0	0	0
XI Agro-forestry								
Production technologies	0	0	0	0	0	0	0	0
Nursery management	0	0	0	0	0	0	0	0
Integrated Farming Systems (Agro)	0	0	0	0	0	0	0	0
XII Others (Pl. Specify) Agril Extension	7	158	0	158	10	7	17	175
TOTAL	59	1088	246	1334	105	36	141	1475

Details of training programmes attached in **Annexure -I**

3.5. Extension Activities (including activities of FLD programmes)

Nature of Extension Activity	No. of activities	Farmers			Extension Officials			Total		
		Male	Female	Total	Male	Female	Total	Male	Female	Total
Field Day	10	250	50	300	30	-	30	280	50	330
Kisan Mela	1	1500	1000	2500	20	-	20	1520	1000	2520
Kisan Ghosthi	10	200	50	250	30	-	30	230	50	280
Exhibition	2	1500	1500	3000	10	-	10	1510	1500	3010
Film Show	30	1000	500	1500	30	-	30	1030	500	1530
Newspaper coverage	6	-	-	-	-	-	-	-	-	-
Radio talks	1	-	-	-	-	-	-	-	-	-
TV talks	1	-	-	-	-	-	-	-	-	-
Popular articles	10	-	-	-	-	-	-	-	-	-
Extension Literature	10	1300	700	2000	-	-	-	1300	700	2000
Advisory Services	47	-	-	-	-	-	-	-	-	2516004
Scientific visit to farmers field	25	70	0	70	50	-	25	120	0	120
Farmers visit to KVK	50	1500	1000	2500	75	25	100	1575	1025	2600
Diagnostic visits	10	10	0	10	40	-	40	50	0	50
Soil health Camp	1	200	50	250	4	-	4	204	50	254
Animal Health Camp	3	100	50	150	3	-	3	103	50	153
Soil test campaigns	1	250	50	300	10	-	10	260	50	310
Mahila Mandals Conveners meetings	1	0	50	50	0	2	2	0	52	52
Celebration of important days (specify)	4	1400	200	1600	16	0	16	1416	200	1616
Krishi Mohostva	2	2000	1000	3000	30	10	40	2030	1010	3040
Pre Kharif workshop	1	125	25	150	5	0	5	130	25	155
Pre Rabi workshop	1	125	25	150	5	0	5	130	25	155
Any Other (Specify)	-	-	-	-	-	-	-	-	-	-
Total	227	11530	6250	17780	358	37	345	11888	6287	2534179

3.6. Target for Production and supply of Technological products

Seed Materials :

Sl. No.	Crop	Variety	Quantity (qtl.)
Cereals	-	-	-
Oilseeds	Groundnut	GJG-31/22/9/32	120
	Sesame	GT-3/4/6	7
Pulses	-	-	-
Vegetables	-	-	-
Others (Specify)	-	-	-

Planting Materials :

Sr. No.	Crop	Variety	Quantity (Nos.)
Fruits			
	Papaya	GJP-1	250
	Lemon	Kagdi	150
Spices	--	--	--
	--	--	--
Vegetables	Brinjal	GJHB-4	5000
	Tomato	GT-5	2500
	Chilli	Wadhvani Marchi	2500
Forest Species	--	--	--
Ornamental crops	--	--	--
Total			10400

Bio-products (Will be provide to farmers from KVK)

Sr. No.	Product Name	Species	Quantity	
			No	(kg)
BIO PESTICIDES				
1	Sawaj Beauveria	<i>Beauveria bassiana</i>	-	25000
2	Sawaj Trichoderma	<i>Trichoderma</i>	-	25000
3	Sawaj pink boll worm traps	Pheromone traps (for pink bollworm control)	-	100
4	Sawaj lure	Lure of pink bollworm	-	300
5	Sawaj MDP paste	-	-	500
6	Sawaj Fruit Fly Trap	Fruit Fly Trap	-	100
7	Sawaj Lure of fruit fly	Lure of fruit fly	-	300
8	-	Bio fertilizers:		
	Sawaj Rhizobium	Rhizobium (500ml Bottle)	-	250
	Sawaj Azotobacter	Azotobacter (500ml Bottle)	-	500
	Sawaj PSM	PSM (500ml Bottle)	-	500

Live Stock - Nil

4. Literature to be Developed/Published

A. KVK News Letter

Date of start : April-2019

Number of copies to be published : 4

B. Literature developed/published

Sr. No.	Topic	Number
1	Research paper each scientist	02
2	Technical reports	05
3	News letters	04
4	Training manual all discipline	02
5	Popular article	10
6	Extension literature	08
	Total	31

C. Details of Electronic Media to be produced

Sr. No.	Type of media (CD / VCD / DVD / Audio-Cassette) and video clippings	Title of the programme	Number
1	-	-	-

D. Success stories/Case studies identified for development as a case. -

- a. Brief introduction -
- b. Interventions -
- c. Output -
- d. Outcomes -
- e. Impact -
 - i) Social economic -
 - ii) Bio-Physical -
- f. Good Action Photographs -

5. Indicate the specific training need analysis tools/methodology followed for

A. Practicing Farmers

- a) -
- b) -
- c) -

B. Rural Youth

- a) -
- b) -
- c) -
- d) -

C. In-service personnel

- a) -
- b) -
- c) -

5.1. Indicate the methodology for identifying OFTs/FLDs

For OFT:-

- i) PRA -
- ii) Problem identified from Matrix -
- iii) Field level observations -
- iv) Farmer group discussions -
- v) Others if any -

For FLD:

- i) New variety/technology -
- ii) Poor yield at farmers level -
- iii) Existing cropping system -
- iv) Others if any -

5.2. Field activities

- i. Name of villages identified/adopted with block name (from which year) -
- ii. No. of farm families selected per village :-
- iii. No. of survey/PRA conducted :-
- iv. No. of technologies taken to the adopted villages-
- v. Name of the technologies found suitable by the farmers of the adopted villages:-
- vi. Impact (production, income, employment, area/technological– horizontal/vertical)
- vii. Constraints if any in the continued application of these improved technologies

6. Linkages :

6.1. Functional linkage with different organizations

Sr. No.	Name of organization	Nature of Linkage
1.	--	--

6.2. Details of linkage with ATMA

a) Is ATMA implemented in your district : **Yes/No**

S. No.	Programme	Nature of linkage
1	Training	Collaborative
2	Farmer Field Visit	
3	Diagnostic Visit	
4	Farm Field School	

6.3. E-linkage during 2019-20

S. No	Nature of activities	Likely period of completion (please set the time frame)	Remarks if any
20.1	Title of the technology module to be prepared	--	--
20.2	Creation and maintenance of relevant database system for KVK	--	--
20.3	Any other (Please specify)	--	--

6.4. Give details of programmes under National Horticultural Mission

S. No.	Programme	Nature of linkage
1	--	--

6.5. Nature of linkage with National Fisheries Development Board

S. No.	Programme	Nature of linkage
1	--	--

6.6. Additional Activities Planned including sponsored projects (Pro CRA / Pro SOIL/NARI/DAESI/DAMU/DFI, etc.) / schemes during 2019-20, if involved.

S.No.	Name of the agency / scheme	Name of activity	Technical programme with quantification	Financial outlay (Rs.)	Names of the team members involved
-	--	--	--	--	--

7.0 Convergence with other agencies and departments:

Sr. No.	Name of organization
1.	State department of Agriculture - Dy. Director of Agriculture (Extension)
2.	Dy. Director of Horticulture
3.	Dy. Director of Animal husbandry
4.	Dy. Director of Soil Conservation
5.	Dy. Director of Social Forestry
6.	Dy. Director of Fisheries
7.	State bank of India (Lead bank)
8.	Doordarshan Kendra, Rajkot
9.	All India Radio, Rajkot
10.	Farmers Training Centre, Surendranagar
11.	Information Department, Surendranagar

8. Innovator Farmer's Meet 2019- 2020

Sr. No.	Particulars	Details
1.	Are you planning for conducting Farm Innovators meet in your district?	Yes/ No
2.	If Yes likely month of the meet	--
3.	Brief action plan in this regard	--

9. Farmers Field School (FFS) planned 2019-2020

S. No	Thematic area	Title of the FFS	Budget proposed in Rs.
--	--	--	--

10.1. Technical Feedback of the farmers about the technologies demonstrated and assessed:-

10.2. Technical Feedback from the KVK Scientists (Subject wise) to the research institutions/universities:

11. Utilization of hostel facilities

S. No.	Programme	No. of days
1	Training	15 (20 Trainees)
2	Exposure Visit	--
	Total	15 (20 Trainers)

Annexure - I

Training Programme :

i) Farmers & Farm women (On Campus)

Date	Clientele	Title of the training programme	Duration in days	Number of participants			Number of SC/ST			G. Total
				M	F	T	M	F	T	
Crop Production										
18/04/19	PF	Improved cultivation practices for groundnut and cotton Crops	1	23	0	23	2	0	2	25
15/05/19	PF	Improved cultivation practices for Sesame	1	22	0	22	3	0	3	25
10/06/19	PF	Organic farming in field cotton and sesamum and its market management	1	23	0	23	2	0	2	25
23/07/19	PF	Irrigation methods in cotton crop	1	23	0	23	2	0	2	25
10/01/20	PF	Improved cultivation practices for Summer groundnut and Sesame	1	23	0	23	2	0	2	25

Horticulture										
17/05/19	FW	Raising of Seedlings of Vegetable crops and nursery management	1	0	23	23	0	2	2	25
14/06/19	PF	Improved cultivation practices for brinjal and tomato crop	1	23	0	23	2	0	2	25
24/07/19	PF	Kitchen Gardening	1	00	25	25	0	0	0	25
12/02/20	PF	Use of Bio-Fertilizers in Horticulture crops	1	25	00	25	0	0	0	25
Livestock prod.										
16/05/19	PF/FW	Scientific breeding strategies in dairy animals	1	0	23	23	0	2	2	25
11/06/19	FW	Care and management of milk animals	1	0	23	23	0	2	2	25
05/07/19	PF	Fodder production technology of sorghum and fodder bajara	1	23	0	23	2	0	2	25
01/10/19	PF/FW	Clean milk production technology	1	23	0	23	2	0	2	25
05/02/20	PF	Diseases management in farm Animals	1	23	0	23	2	0	2	25
Agril. Engg.										
--	--	--	--	--	--	--	--	--	--	--
Home Science										
--	FW	Value addition in fruits and vegetables	1	0	23	23	0	2	2	25
--	FW	Income generation through Sewing and embroidery	1	0	23	23	0	2	2	25
Plan protection										
1/06/19	PF	Importance of bio agents & Seed Treatment in <i>Kharif</i> crops	1	20	0	20	5	0	5	25
15/08/19	FW	Integrated pest management in cotton and groundnut crop	1	0	23	23	0	2	2	25
10/10/19	PF	Biological & chemical Control measures for pest and disease of cumin	1	23	0	23	2	0	2	25
21/1/20	PF	Precaution while handling pesticides.	1	23	0	23	2	0	2	25
Fisheries										
--	--	--	--	--	--	--	--	--	--	--
Soil Health										
--	PF	--	--	--	--	--	--	--	--	--
Agril. Extension										
22/05/19	PF	Use of ICT in agriculture	1	23	0	23	2	0	2	25
17/07/19	PF	Effect of global warming and climatic changes in Agriculture	1	20	0	20	5	0	5	25
24/10/19		Formation & Management of SHGs	1	22	0	22	3	0	3	25
19/2/20		Entrepreneurial developments for rural youth	1	25	0	25	0	0	0	25

i) Farmers & Farm women (Off Campus)

Date	Clientele	Title of the training programme	Duration in days	No. of participants			Number of SC/ST			G. Total
				M	F	T	M	F	T	
Crop Production										
22/5/19	PF	Crop Production technology in green gram and gum guar	1	23	0	23	2	0	2	25
10/06/19	PF	Integrated Nutrient Management in Cotton	1	23	0	23	2	0	2	25
03/09/19	PF	Improved cultivation practices for Cumin & Fennel	1	23	0	23	2	0	2	25
23/09/19	PF	Micro irrigation system in cotton crop	1	23	0	23	2	0	2	25
9/10/19	PF	Integrated weed management in cumin and chickpea crops	1	23	0	23	2	0	2	25
09/01/20	PF	Efficient water management in summer ground nut and sesamum crops	1	23	0	23	2	0	2	25
15/02/20	PF	Importance & use of bio - fertilizers	1	20	0	20	5	0	5	25
Horticulture										
29/04/19	RY	Organic farming in horticulture crops	1	22	0	22	3	0	3	25
20/05/19	PF	Nutrient management in citrus, pomegranate and guava fruit crops	1	20	0	20	5	0	5	25
12/06/19	PF	Micro irrigation in fruit crops and vegetable crop	1	21	0	21	4	0	4	25
4/07/19	RY	Raising of Seedlings of Vegetable crops	1	23	0	23	2	0	2	25
16/07/18	PF	Improved cultivation practices of tomato, brinjal & capsicum	1	23	0	23	2	0	2	25
15/10/19	PF	Improved cultivation practices for Onion crop	1	23	0	23	2	0	2	25
17/01/20	PF	Protected Cultivation	1	25	0	25	0	0	0	25
21/02/20	RW	Value addition in horticulture crops	1	0	20	20	0	5	5	25
Live Stock Production.										
02/05/19	PF	Feeding management of new born calves and milk animals	1	23	0	23	2	0	2	25
17/06/19	PF	Awareness about control of Mastitis, FMD, HS and BQ in animal	1	23	0	23	2	0	2	25
02/07/19	PF	Infertility management in cow & buffalo	1	23	0	23	2	0	2	25
12/09/19	PF	Clean milk production management	1	23	0	23	2	0	2	25

15/10/19	FW	Fodder crop production technologies for Lucerne and sorghum	1	0	23	23	0	2	2	25
13/11/19	PF	Role & importance of minerals in feeding of dairy animals	1	23	0	23	2	0	2	25
18/02/20	PF	Health management in cattle and use of traditional treatments	1	23	0	23	2	0	2	25
Agril. Engg.										
--	--	--	--	--	--	--	--	--	--	--
Home Science										
-	FW	Value addition in Aonla & Preparation of different bakery items	1	0	23	23	0	2	2	25
Plant Protection										
14/05/19	FW	Importance of seeds treatment in <i>kharif</i> crops	1	0	20	20	0	5	5	25
10/06/19	PF	Importance of natural enemies of the pest in the crops.	1	20	0	20	5	0	5	25
20/07/19	PF	Management of pink boll worm in cotton	1	23	0	23	2	0	2	25
09/08/19	PF	IPM in Cotton & groundnut crop	1	23	0	23	2	0	2	25
05/09/19	PF	Importance & uses of bio agents & bio pesticides	1	23	0	23	2	0	2	25
10/10/19	FW	Importance of seeds treatment in <i>Rabi</i> crops	1	20	0	20	0	5	5	25
11/11/19	PF	Diseases and pests management in chickpea	1	23	0	23	2	0	2	25
16/12/19	PF	Integrated pests and diseases management in cumin	1	20	0	20	5	0	5	25
Fisheries										
--	--	--	--	--	--	--	--	--	--	--
Soil health										
--	--	--	--	--	--	--	--	--	--	--
Agril. Extension										
06/05/19	PF	Organic farming practices and certification process for organic farming	1	23	0	23	2	0	2	25
20/09/19	PF	Group dynamics for farmers interest group	1	20	0	20	5	0	5	25
30/12/19	PF	Govt. subsidy schemes for farmers	1	22	0	22	3	0	3	25
29/01/20	RY	Income generation activities for farmers through secondary agriculture	1	25	0	25	0	0	0	25

ii) Vocational training programmes for Rural Youth

Crop / Enterprise	Identified Thrust Area	Training title*	Month	Duration (days)	No. of Participants			SC/ST participants			G.Total
					M	F	T	M	F	T	
--	Home Science	Hand stitching and embroidery for income generation	December	4	20	0	20	2	0	2	22

iii) Training programme for extension functionaries

Date	Clientele	Title of the training programme	Duration in days	No. of participants			Number of SC/ST			G. Total
				M	F	T	M	F	T	
On Campus										
--	Ext Workers	Pre-seasonal training on <i>Kharif</i> crops	1	18	0	18	1	1	2	20
--	Ext Workers	Pre-seasonal training on <i>Rabi</i> crops	1	20	0	20	0	0	0	20
--	Ext Workers	Preventive measure and first aid treatment of important diseases in dairy animals	1	20	0	20	0	0	0	20
--	Ext Workers	Control of Pink bollworm and sucking pest in cotton crop	1	20	0	20	0	0	0	20
--	Ext Workers	Pre-seasonal training on <i>Kharif</i> crops	1	18	0	18	1	1	2	20
--	Ext Workers	Pre-seasonal training on <i>Rabi</i> crops	1	20	0	20	0	0	0	20
--	Ext Workers	Preventive measure and first aid treatment of important diseases in dairy animals	1	20	0	20	0	0	0	20

iv) Sponsored programmes

Discipline	Sponsoring agency	Clientele	Title of the training programme	No. of course	No. of participants			Number of SC/ST			G. Total
					M	F	T	M	F	T	
a) Sponsored training programme											
--	--	--	--	--	--	--	--	--	--	--	--
--	--	--	Total	--	--	--	--	--	--	--	--
b) Sponsored research programme											
--	--	--	Total	--	--	--	--	--	--	--	--
c) Any special programmes											
--	--	--	--	--	--	--	--	--	--	--	--
--	--	--	Total	--	--	--	--	--	--	--	--

❖ Budget - Details of budget utilization (2018-19) up to 31 March 2019

S. No.	Particulars	Sanctioned	Released	Expenditure
24.1	Recurring Contingencies			
24.1.1	Pay & Allowances	1,10,00,000.00	1,00,44,556.00	70,48,969.00
24.1.2	Traveling allowances	1,50,000.00	73,824.00	50,000.00
24.1.3	Contingencies	11,50,000.00	9,00,000.00	9,59,359.00
24.1.4.1	Stationery, telephone, postage and other expenditure on office running, publication of Newsletter and library maintenance	-	-	4,85,109.00
<i>B</i>	POL, repair of vehicles, tractor and equipments	-	-	1,23,500.00
<i>C</i>	Meals/refreshment for trainees	-	-	52,328.00
<i>D</i>	Training material	-	-	1,80,282.00
<i>E</i>	Frontline demonstration except oilseeds and pulses	-	-	30,228.00
<i>F</i>	On farm testing	-	-	39,545.00
<i>G</i>	Training of extension functionaries	-	-	18,258.00
<i>H</i>	Maintenance of buildings	-	-	30,109.00
<i>I</i>	Establishment of Soil, Plant & Water Testing Laboratory	-	-	-
<i>J</i>	Library	-	-	-
24.1	Total Recurring	1,23,00,000.00	1,10,18,380.00	80,58,328.00
24.2	Non-Recurring Contingencies	-	-	-
24.2.1	Works	-	-	-
24.2.2	Equipments including SWTL & Furniture	-	-	-
24.2.3	Vehicle (Four wheeler/Two wheeler, please specify)	-	-	-
24.2.4	Library	-	-	-
24.2	Total Non Recurring	-	-	-
24.3	REVOLVING FUND	-	-	-
24.4	Total	1,10,18,380.00	80,58,328.00	80,58,328.00

❖ **Details of Budget Estimate (2019-20) Based On Proposed Action Plan**

S. No.	Particulars	BE 2019-20 proposed (Rs.)
25.1	Recurring Contingencies	
25.1.1	Pay & Allowances	1,00,00,000
25.1.2	Traveling allowances	2,50,000
25.1.3	Contingencies	
<i>A</i>	Stationery, telephone, postage and other expenditure on office running, publication of Newsletter and library maintenance (Purchase of News Paper & Magazines)	8,00,000
<i>B</i>	POL, repair of vehicles, tractor and equipments	1,50,000
<i>C</i>	Meals/refreshment for trainees (ceiling upto Rs.40/day/trainee be maintained)	1,00,000
<i>D</i>	Training material (posters, charts, demonstration material including chemicals etc. required for conducting the training)	60,000
<i>E</i>	Frontline demonstration except oilseeds and pulses (minimum of 30 demonstration in a year)	3,00,000
<i>F</i>	On farm testing (on need based, location specific and newly generated information in the major production systems of the area)	40,000
<i>G</i>	Training of extension functionaries	50,000
<i>H</i>	Maintenance of buildings	10,00,000
<i>I</i>	Establishment of Soil, Plant & Water Testing Laboratory	-
<i>J</i>	Library	-
25.1	TOTAL Recurring Contingencies	1,27,50,000
25.2	Non-Recurring Contingencies	
25.2.1	Works	-
25.2.2	Equipments including SWTL & Furniture	2,50,000
25.2.3	Vehicle (Four wheeler/Two wheeler, please specify)	10,00,000
25.2.4	Library (Purchase of assets like books & journals)	20,000
25.2	TOTAL Non-Recurring Contingencies	12,70,000
25.3	REVOLVING FUND	4,00,000
25.4	GRAND TOTAL	1,44,20,000

-----X-----X-----